


Fidget Spinners

Fidget spinners are toys that can spin for a long time.

They can be made from different materials, like metal and plastic.



How to Spin a Fidget Spinner in Your Hand

1. Hold the middle of the spinner between your first finger and thumb.
2. Flick one of the branches with your middle finger.

Why Do People Like Them?

Fidget spinners can help some children to:

- get on with their work;
- listen better;
- feel calmer.



Questions

1. Fidget spinners are:

Tick one.

- ☐ rubbers
- ☐ crayons
- ☐ toys

2. The text says that fidget spinners can be made out of:

Tick two.

- ☐ plastic
- ☐ glass
- ☐ metal

3. You spin a fidget spinner:

Tick one.

- ☐ on your head
- ☐ in your hand
- ☐ on your foot

4. Fidget spinners help some children to:

Tick one.

- ☐ sing
- ☐ work
- ☐ cook

5. Fidget spinners can help some children to feel:

Tick one.

- ☐ worried
- ☐ calm
- ☐ sad

Answers

1. Fidget spinners are:

Tick one.

- ☐ rubbers
- ☐ crayons
- ☒ **toys**

2. The text says that fidget spinners can be made out of:

Tick two.

- ☒ **plastic**
- ☐ glass
- ☒ **metal**

3. You spin a fidget spinner:

Tick one.

- ☐ on your head
- ☒ **in your hand**
- ☐ on your foot

4. Fidget spinners help some children to:

Tick one.

- ☐ sing
- ☒ **work**
- ☐ cook

5. Fidget spinners can help some children to feel:


Tick one.

- ☐ worried
- ☒ **calm**
- ☐ sad

Fidget Spinners

Fidget spinners are toys that can spin for a long time. They come in different shapes, sizes and colours.

They can be made from different materials, like metal and plastic.



How to Spin a Fidget Spinner in Your Hand

1. Hold the middle of the spinner between your first finger and thumb.
2. Flick one of the branches with your middle finger.

Why Do People Like Them?

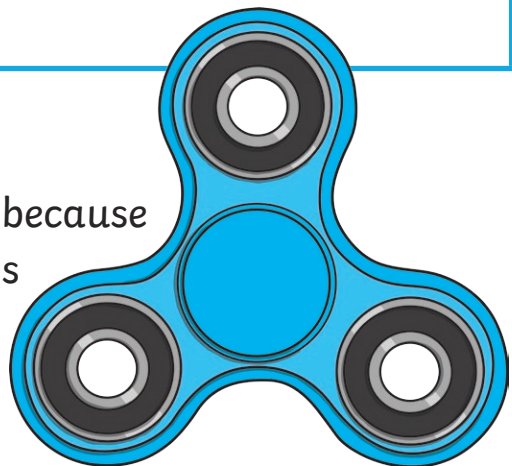
Fidget spinners can help some children to listen and work better at school. They can also help some people to calm down if they are upset or angry.

How to Spin a Fidget Spinner on a Table

1. Hold the middle of the spinner with your finger.
2. Use your other hand to flick one of the branches and then let go.

Fidget Spinners in School

Many schools have banned them because some teachers think that these toys are stopping children from getting on with their work.



Questions

1. Match up the beginning and ends of the sentences below:

Fidget spinners

sizes and colours.

Spinners can come in different

are toys.

They can be made from

listen better.

They can help some children to

metal or plastic.

2. Which parts of the hand does the text tell you to use when spinning the fidget spinner? **Tick three.**

- ☐ thumb
- ☐ first finger
- ☐ little finger
- ☐ middle finger

3. Circle the boss verb in this sentence:

Hold the middle of the spinner with your finger.

4. The text says that fidget spinners can help some children to feel:
Tick one.

- ☐ angry
- ☐ calm
- ☐ upset
- ☐ worried

5. Fill in the missing word below:

Many _____ have banned them because some teachers think that these toys are stopping children from getting on with their work.

Answers

1. Match up the beginning and ends of the sentences below:

Fidget spinners ~~are toys.~~ sizes and colours.
 Spinners can come in different ~~listen better.~~ metal or plastic.
 They can be made from ~~metal or plastic.~~ listen better.
 They can help some children to ~~listen better.~~ metal or plastic.

2. Which parts of the hand does the text tell you to use when spinning the fidget spinner? Tick three.

- ☒ **thumb**
☒ **first finger**
☐ little finger
☒ **middle finger**

3. Circle the boss verb in this sentence:

Hold the middle of the spinner with your finger.

4. The text says that fidget spinners can help some children to feel:

- ☐ angry
☒ **calm**
☐ upset
☐ worried


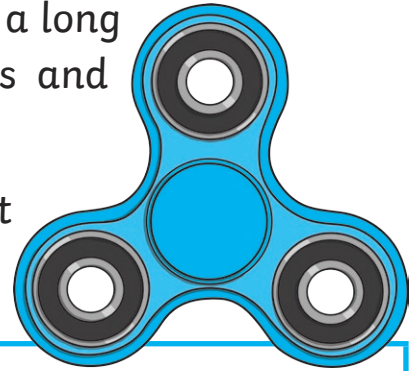
5. Fill in the missing word below:

Many **schools** have banned them because some teachers think that these toys are stopping children from getting on with their work.

Fidget Spinners

Fidget spinners are toys which can spin for a long time. They come in different shapes, sizes and colours.

The spinners can be made from different materials, such as metal and plastic.



How to Spin a Fidget Spinner in Your Hand

1. First, hold the middle of the spinner between your first finger and thumb.
2. Then, flick one of the branches with your middle finger and watch it spin.

Who Invented It?

Fidget spinners were first made in the early 1990s by Catherine Hettinger. Catherine liked to invent new toys for her daughter. They worked together to create the fidget spinner.

Why Do People Like Them?

These toys are very popular, as a spinner can help some children to concentrate or calm down. Even some musicians use them to exercise their fingers before a show!




How to Spin a Fidget Spinner on a Table

1. Start by holding the middle of the spinner with your finger.
2. Next, use your other hand to flick one of the branches and then let go.

The length of the spin depends on the type of spinner you have.

Fidget Spinners in School

Some schools have banned them because they say that these toys are taking children's minds away from what they should be doing. This worries some parents, who think that the spinners are really helping their children to get on with their work.



Questions

1. Give one example of a material used to make fidget spinners.

2. What are the points of a fidget spinner called within the text?

3. Within the text are some instructions. Write down two bossy verbs.

4. Fidget spinners were invented in the:

Tick one.

- ☐ 1970s
☐ 1980s
☐ 1990s
☐ 2000s

5. Fill in the missing word:

Catherine liked to invent new toys for her _____.

6. Do you think fidget spinners should be allowed or banned in schools?
Explain your answer.

Answers

1. Give one example of a material used to make fidget spinners.
metal or plastic
2. What are the points of a fidget spinner called within the text?
branches
3. Within the text are some instructions. Write down two bossy verbs.
Various answers including: hold, flick, watch or use.
4. Fidget spinners were invented in the:

<input type="checkbox"/>	1970s
<input type="checkbox"/>	1980s
<input checked="" type="checkbox"/>	1990s
<input type="checkbox"/>	2000s
5. Fill in the missing word:
Catherine liked to invent new toys for her **daughter**.
6. Do you think fidget spinners should be allowed or banned in schools?
Explain your answer.
Various answers. The student must give more than just a 'yes' or 'no' answer by giving their reasons.