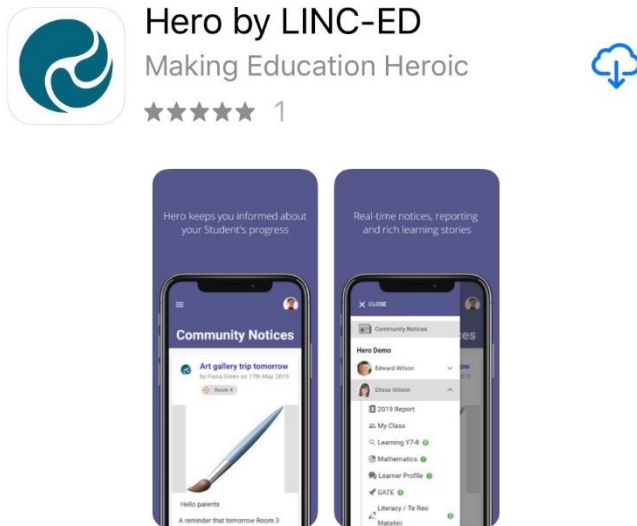


Logging into Hero - Information for Families

To set your password and log into Hero for the first time:


1. Download the **Hero by LINC-ED** app from the app store

Note: use the keywords Hero LINC-ED when searching for the app



Alternatively, open your browser and enter go.linc-ed.com

2. Enter your email address. This must be the email address the school uses.




Sign In

With your Hero Account

Email *
heroparent@linc-ed.com


NEXT >

 **GOOGLE**

3. Click **NEXT**.

If your email address is not accepted, please contact Marcellly on Marcellly.r@raphaelhouse.school.nz and she will update your email address in our system.

4. Click **NEW USER**



Sign In

With your Hero Account


Email *
heroparent@linc-ed.com

Password *
.....


SUBMIT →

SIGN IN AS A DIFFERENT USER

NEW USER? **FORGOT PASSWORD?**

 **GOOGLE**

5. Enter the email address you have provided the school and click **SUBMIT**



Reset password


Either a new user or forgot your password? Type in your email address in the form below to set or reset your password.

Email*

SUBMIT ➤

[RETURN TO SIGN IN](#)

6. You will receive a message confirming a password email has been sent



Email sent

We've sent you an email containing a link that will allow you to reset your password. Once you receive the email follow the instructions to change your password.

[RETURN TO SIGN IN](#)

7. Open your email inbox and click on the Hero Password Reset email

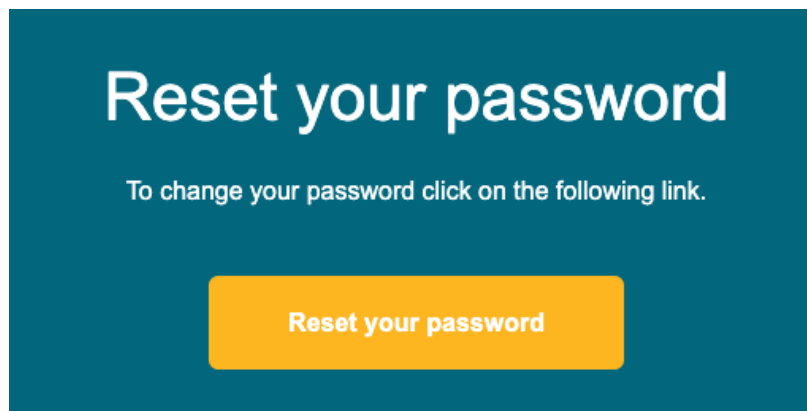
^ Unread

☐ ☆ > Hero


Reset your Hero password - View this email in yo...

If you do not receive a Hero Password Reset email, check your spam folder.

8. Open the email and click **Reset your password**



9. Enter a secure password (8 or more characters), verify this password then click **SUBMIT**. This will log you into Hero.



Update your password


Password*

Confirm password*

SUBMIT ➤

RETURN TO SIGN IN

10. The next time you sign into Hero enter your email address, click **NEXT**, then enter your chosen password. Click **SUBMIT**





Sign In

With your Hero Account

Email *
heroparent@linc-ed.com

NEXT ➤

 **GOOGLE**



Sign In

With your Hero Account


Email *
heroparent@linc-ed.com

Password *
••••••••

SUBMIT ➡

SIGN IN AS A DIFFERENT USER

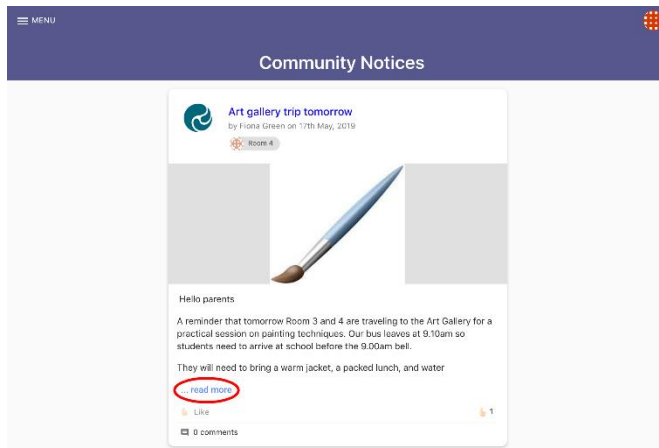
[NEW USER?](#) [FORGOT PASSWORD?](#)

 **GOOGLE**

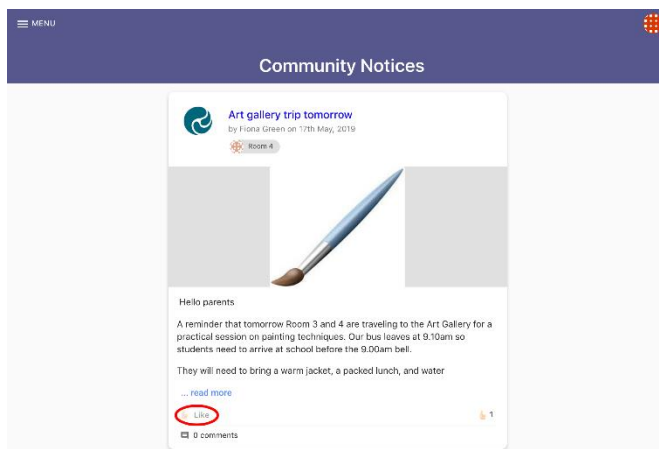
11. If you have entered an incorrect email address and need to return to the previous screen, click **SIGN IN AS A DIFFERENT USER**.

ONCE YOU HAVE SIGNED IN:

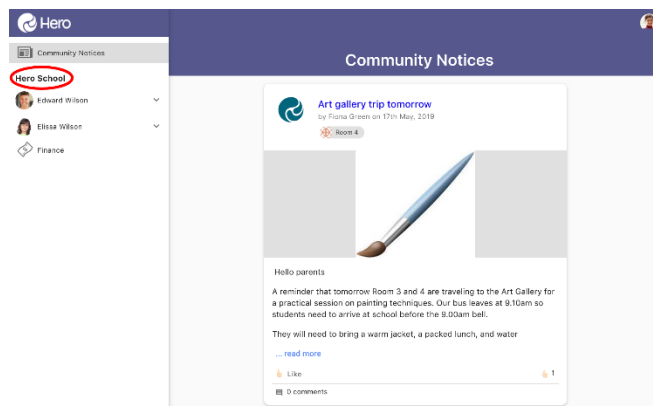
1. You will see Community notices sent by your child's school. If the text is long, you may need to click **read more** to view the whole message. There is nothing there yet but there will be over the next couple of weeks.



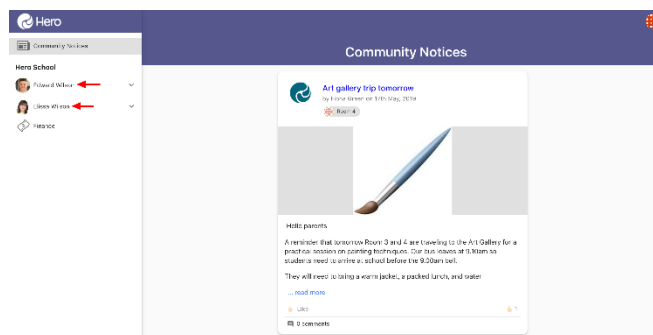
2. From here you can **Like a post**



3. To view additional information, click **Menu**. Here you will see the Hero School or Schools your child/ren attend.

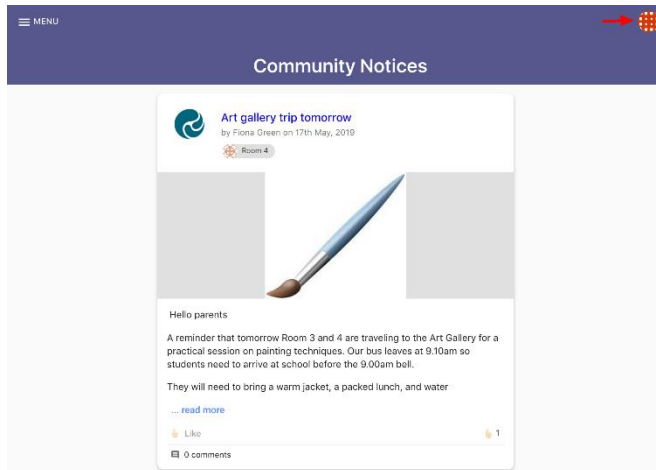


4. Below the name of the school, you can select the learning profile for each of your children

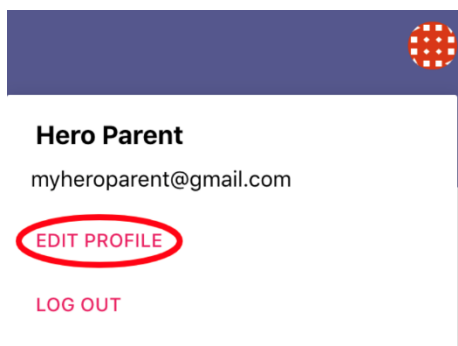


To edit your user profile:

1. Click on the kaleidoscope image at the top right-hand side of your screen



2. Select **EDIT PROFILE**



3. Here you can change your password

Change Password

Existing password *

New password *

Confirm new password *

SAVE PASSWORD

4. You can also add or change a profile image

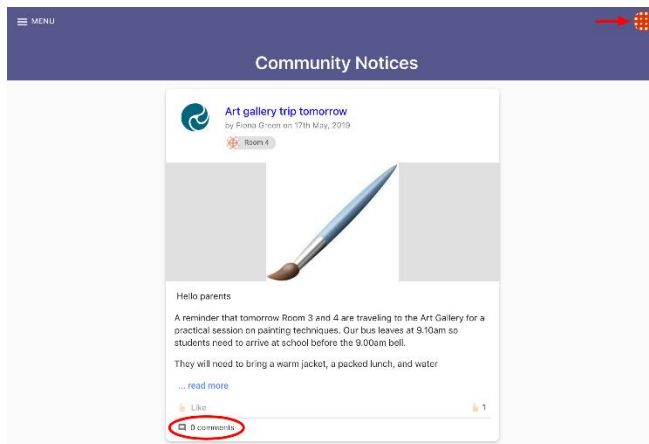
Change Profile Image

Setting a profile image helps your school get to know you better.



To log out:

1. Click on the kaleidoscope or profile image at the top right-hand side of your screen



2. Click **LOG OUT**

