




Origami Template

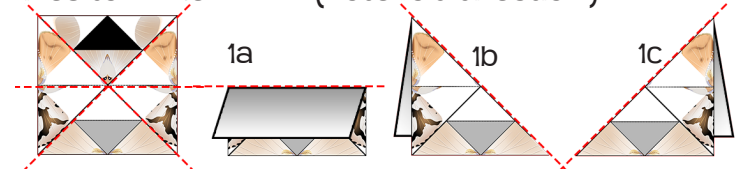
Aihuka

South Island Lichen Moth
(*Declana egregia*)

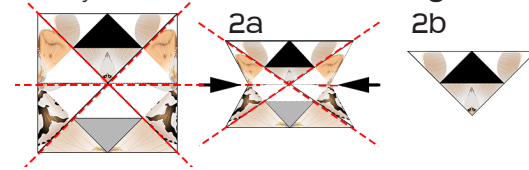


Instructions

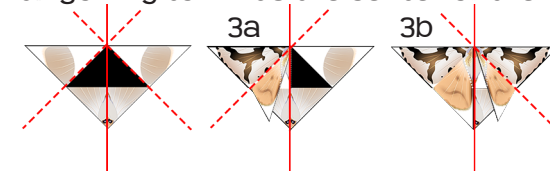
- 1 Fold template in half. Then fold along the diagonal lines to make an "X". (Note fold direction.)



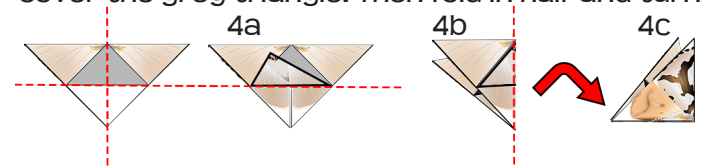
- 2 Push the left and right sides together making a tent, then flatten into a triangle.



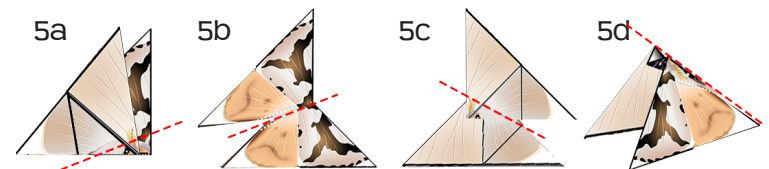
- 3 Fold the right and left side of the top layer diagonally towards the center of the black triangle.



- 4 Flip over. Fold the top layer of the lower half up to cover the grey triangle. Then fold in half and turn.



- 5 Fold diagonally to separate the wings and give your beauty a body to stand on!



- 6 Snap and share to Runaway Play:

