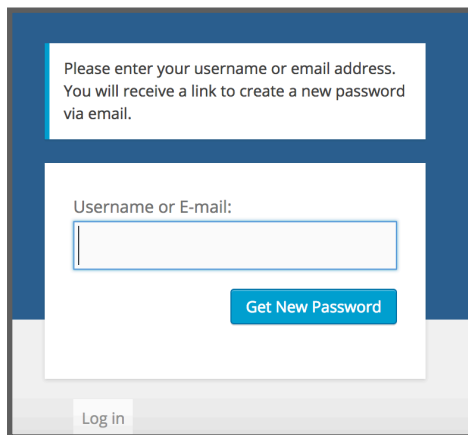


# Logging on to Linc-Ed

westmere.linc-ed.com

1.

When you arrive at the log in page bookmark the page then scroll to the very bottom and click on **Lost your password?**

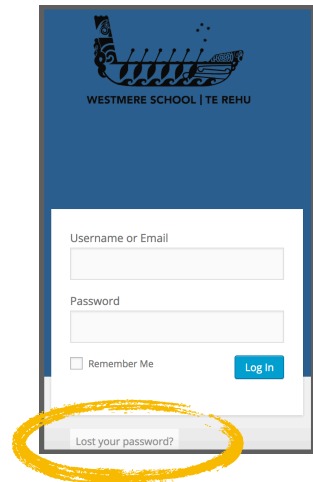


Please enter your username or email address. You will receive a link to create a new password via email.

Username or E-mail:

[Get New Password](#)

[Log in](#)



WESTMERE SCHOOL | TE REHU

Username or Email

Password

☐ Remember Me [Log in](#)

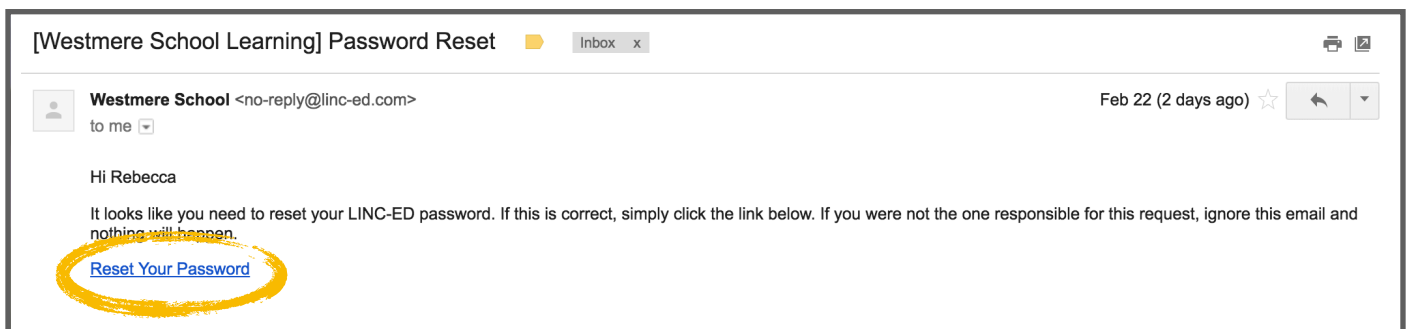
[Lost your password?](#)

2.

Enter the email address you receive the school newsletter at and click **Get New Password**.

3.

Open your email account. You will have received an email from Westmere School containing a link to **Reset Your Password**. Click on it.



[Westmere School Learning] Password Reset

Westmere School <no-reply@linc-ed.com> Feb 22 (2 days ago)

to me

Hi Rebecca

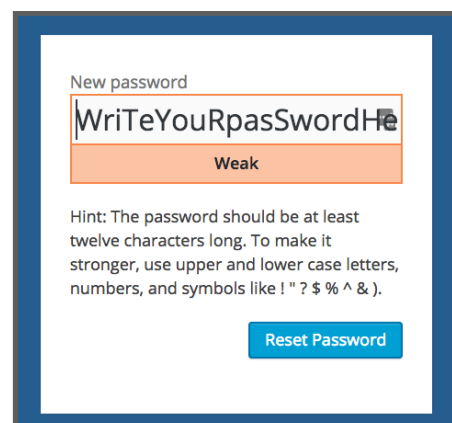
It looks like you need to reset your LINC-ED password. If this is correct, simply click the link below. If you were not the one responsible for this request, ignore this email and nothing will happen.

[Reset Your Password](#)

4.

Enter a new password and click **Reset Password**.

You will be redirected to the log in screen. Enter your email address and password and click **Log in**.



New password

[Weak](#)

Hint: The password should be at least twelve characters long. To make it stronger, use upper and lower case letters, numbers, and symbols like ! " ? \$ % ^ & ).

[Reset Password](#)