

switch on safety

FOR IPAD

SUPPORTING GENERATION 4,5,6 & 7 DEVICES

Here's how you Switch on Safety to help keep your child safe when learning from home on an **IPAD**. These instructions will help you change the 'DNS' settings on your child's device to add an extra safety filter for anyone using it for online learning.

1 FIND

Find where you can change **DNS settings**.

2 SWITCH

Change the settings to **Switch on Safety**.


3 TEST

Test the device to make sure it worked.

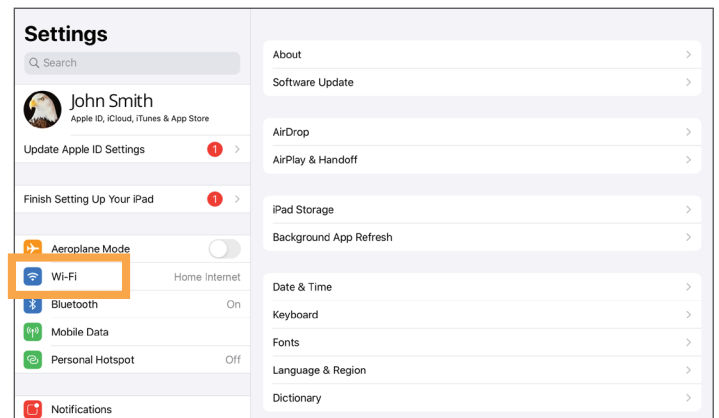
1 FIND


// First you need to find your 'DNS' settings. [Here's how.](#)

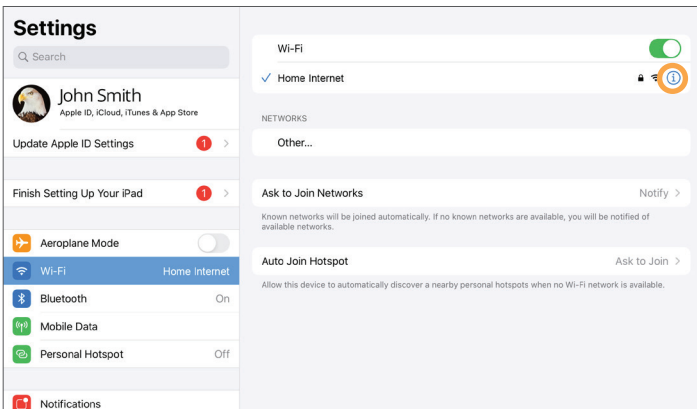
1. Click on 'Settings' from the home screen.



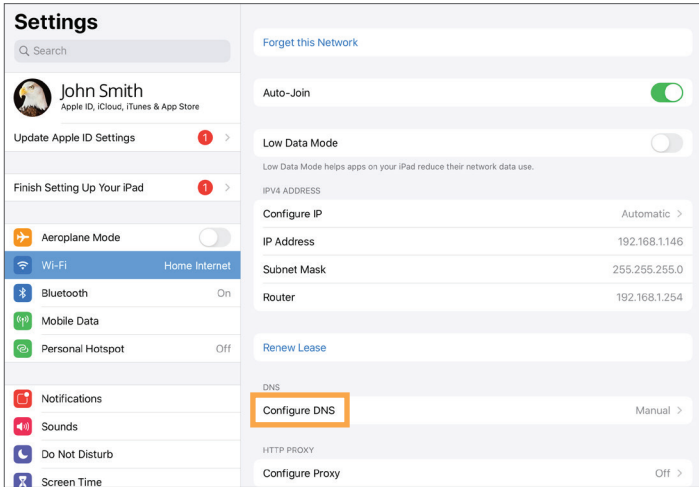
2. Click on 'Wi-Fi'.



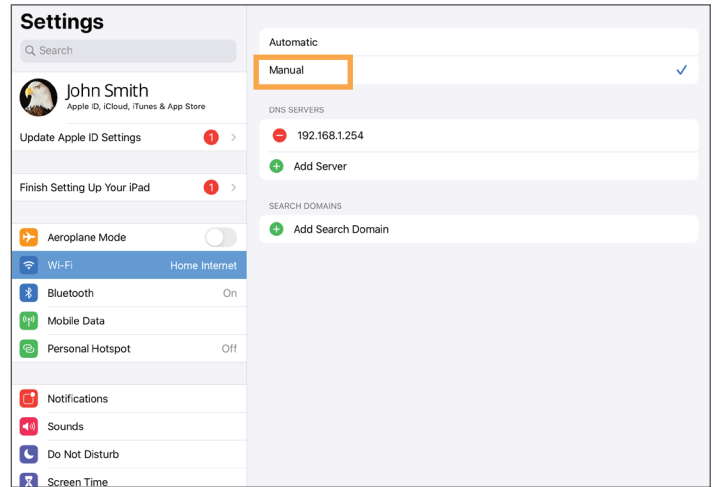
3. Find the network you're connected to (the one with the blue tick), and click on the 'Information' icon  on the right hand side.



4. Click 'Configure DNS'.



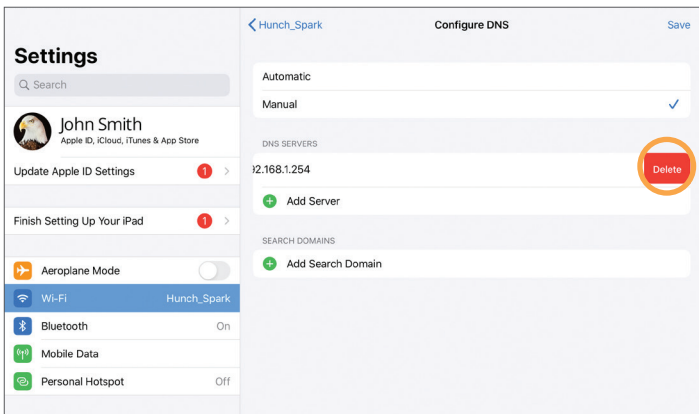
5. Click on 'Manual'. If you already have a DNS server address, take a picture or write it down for your records.



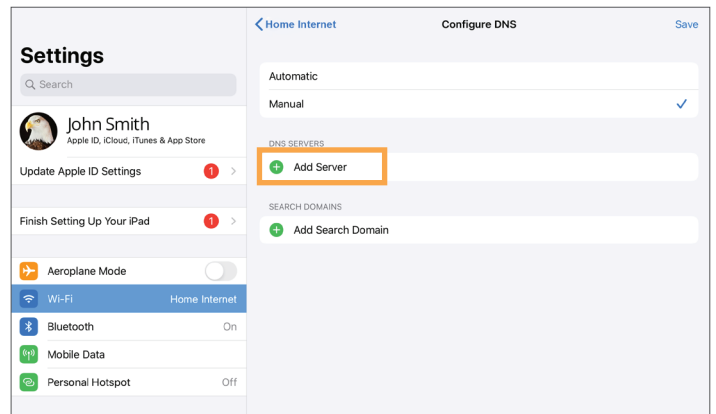
2 SWITCH

// Next you need to add manual 'DNS' settings. Here's how.

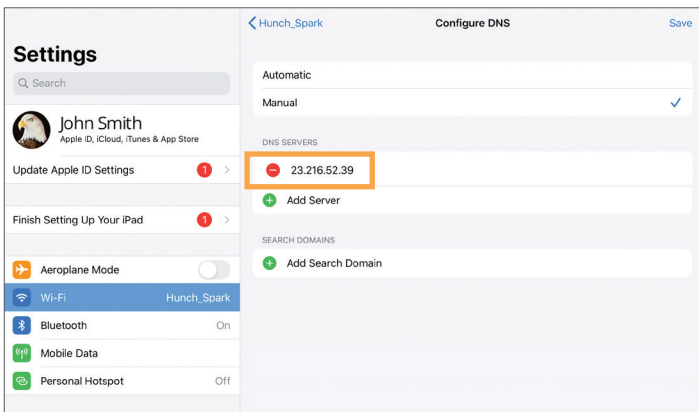
1. Delete the original server by clicking the 'minus' sign on the left-hand side.



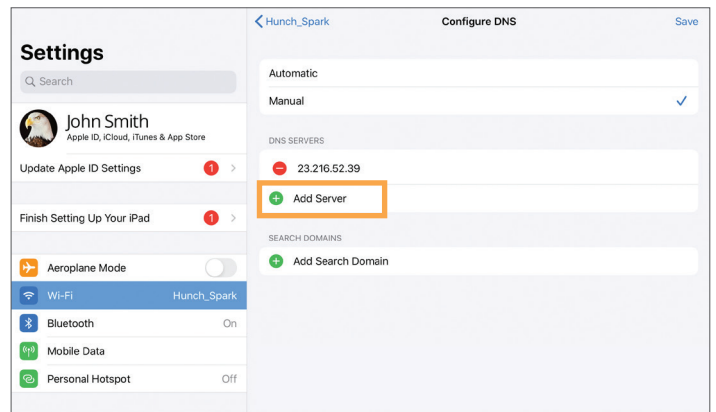
2. Click 'Add Server'.



3. Enter the number 23.216.52.39

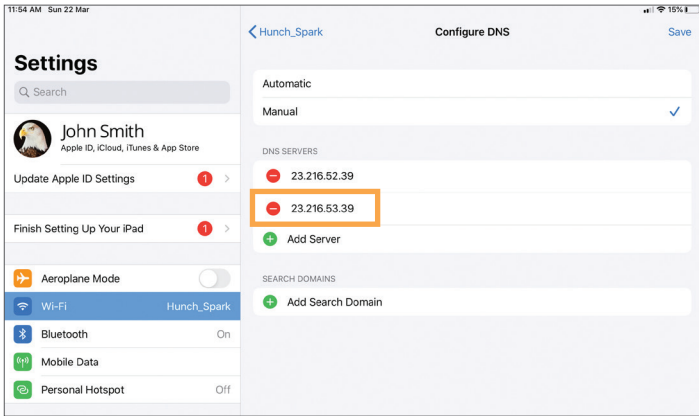


4. Click 'Add Server'.

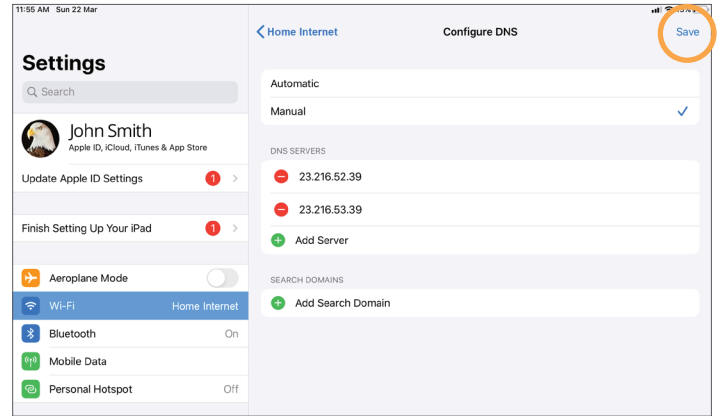


HAVING TROUBLE? Make sure you've entered the right DNS server numbers. If you're still experiencing issues, repeat instructions up to FIND Step 5 and click on 'Automatic' so the internet keeps working. Then go to switchonsafety.co.nz/help or fill out the **Contact form**.

5. Enter the number 23.216.53.39




6. Then remember to click 'Save'.



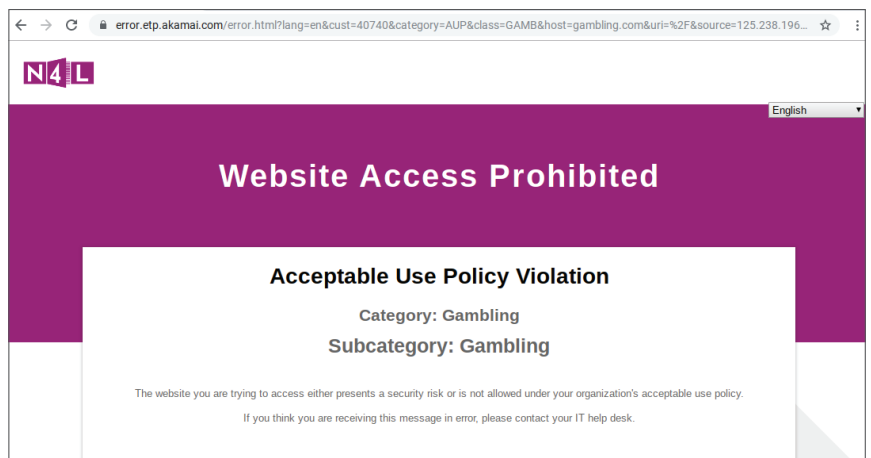
3 TEST // Finally, you need to check that it worked. Here's how.

IMPORTANT: RESTART YOUR DEVICE BEFORE THE 'TEST' INSTRUCTIONS.

1. Type in www.google.com to check that the internet is working.



2. Try accessing www.freelotto.com to test you've Switched on Safety. You will see something like the screen to the right if it's working. If you get through to the webpage successfully, please check that all setup steps have been followed and test again, or visit www.switchonsafety.co.nz/help



HAVING TROUBLE? Make sure you've entered the right DNS server numbers. If you're still experiencing issues, repeat instructions up to FIND Step 5 and click on 'Automatic' so the internet keeps working. Then go to [switchonsafety.co.nz/help](http://www.switchonsafety.co.nz/help) or fill out the **Contact form**.