




Student learning stories,
progress and goals
School notices
Surveys and Trip Permissions
School term dates
School calendar
Absence notifications



Dear Whānau,

Last year the company we used to record all school information and reports folded unexpectedly, so as a school we are delighted to launch our new communication app and reporting system called **LincEd – Hero**.

For parents this app will take the place of Skool Loop, Seesaw.

Hero allows schools to customise an online environment that enables teachers, students, and families to **view and share content anytime, anywhere on any device**. The software is secure, easy to use and brings together all school-related information in one place. It is important to note only people with the email provided to school will have access to student work records.

With Hero, you have the ability to:

- read and comment on posts relating to your child's learning
- view information on your child's progress and goals,
- read and comment on school notices sent to the class or groups your child is part of
- respond to school notices such as surveys and trip permission requests
- view school term dates
- view a school calendar of events
- notify the school if your child is absent or late
- navigate to other school-related webpages
- customise your account by adding a profile image
- select how you wish to receive notifications

Learning posts combined with curriculum information and goal-setting will form an online report designed to build year-on-year so that over time you will have access to written posts, images, video, work samples, and helpful resources all in one place.

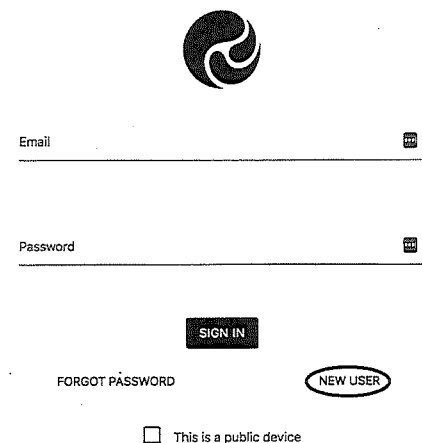
Over the coming year, staff and students will be posting rich content to our Hero software. We are looking forward to sharing this with you, including you in your child's learning journey.

Hero App Setup - Parents

1. Download the **Hero by LINC-ED** app from the App Store or Google Play. Note: use the keywords Hero LINC-ED when searching for the app.



2. Click **NEW USER**



Email

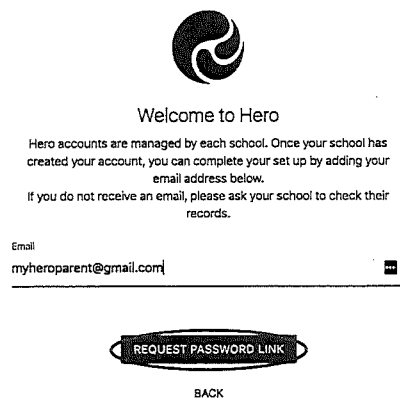
Password

SIGN IN

FORGOT PASSWORD **NEW USER**

☐ This is a public device

3. Enter the email address you provided the school when enrolling your child and click **REQUEST PASSWORD LINK**



Welcome to Hero

Hero accounts are managed by each school. Once your school has created your account, you can complete your set up by adding your email address below.

If you do not receive an email, please ask your school to check their records.

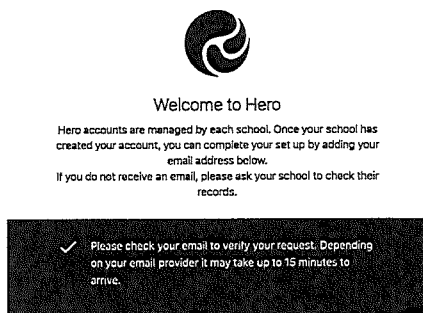
Email

REQUEST PASSWORD LINK

BACK

If your email address is not accepted, please contact the school office .

4. You will receive a message confirming a password email has been sent.



Welcome to Hero

Hero accounts are managed by each school. Once your school has created your account, you can complete your set up by adding your email address below.

If you do not receive an email, please ask your school to check their records.

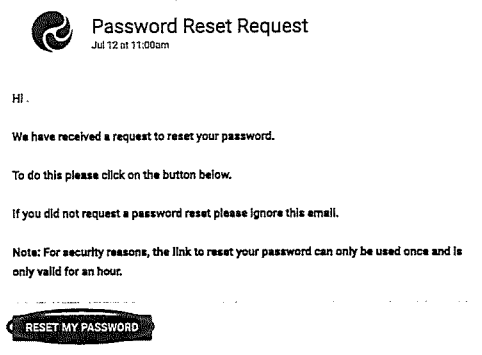
✓ Please check your email to verify your request. Depending on your email provider it may take up to 15 minutes to arrive.

BACK

5. Open your email inbox and click on the Hero Password Reset email

If you do not receive a Hero Password Reset email, check your spam folder.

6. Click **RESET MY PASSWORD**



Password Reset Request
Jul 12 at 11:00am

Hi ,

We have received a request to reset your password.

To do this please click on the button below.

If you did not request a password reset please ignore this email.

Note: For security reasons, the link to reset your password can only be used once and is only valid for an hour.

RESET MY PASSWORD

7. Enter a secure password (8 or more characters), verify this password then click **SET PASSWORD**



Reset Password

Set your Hero Account password.

New Password

Verify New Password

SET PASSWORD

BACK

8. You will receive a confirmation message. Click **SIGN IN**



Reset Password

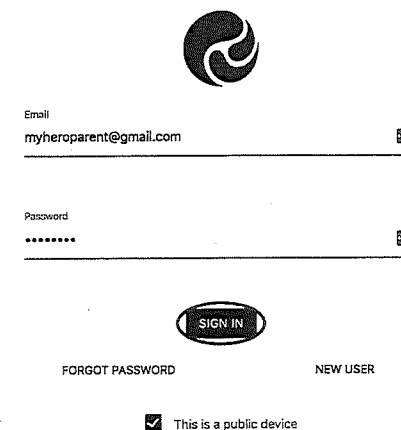
✓ Success! Sign in below with your new password.

SIGN IN

BACK

9. Enter your email address and your newly set password. If you are using a public device or do not want your password auto-saved, tick **This is a public device**

10. Click **SIGN IN**



myheroparent@gmail.com

Password

SIGN IN

FORGOT PASSWORD **NEW USER**

☒ This is a public device

ONCE YOU HAVE SIGNED IN:

Community Notices

The first item you will see is Community notices. You will only see Notices that are relevant to your child/ren. i.e. Class, Team, Year, Bus Run or Sporting Activity.

Menu

The Menu will allow you to access Student Profiles and Finance/Family statements.

Notifications

Take the time to look at your phone/device settings to see what app notifications you have available to you. i.e. App icon badges, Banner notifications & Lock Screen notifications.

Prize Draw for whanau logged into Hero before 18 Feb

NEED HELP?

Please contact the office or your child's teacher for assistance.