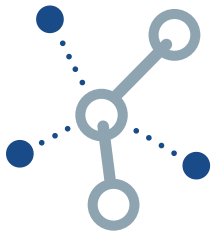




# Apple's Vision for Learning *with iPad*

When you invest in Apple technology, you're providing your community with a powerful ecosystem for learning — one that's informed by more than 40 years of experience working with educators and supporting research on the impact of technology in learning.<sup>1</sup> We provide products, services, and support to enable learning that's connected, collaborative, creative, and personal for every individual, no matter how they learn, where they learn, or what they love to do.

iPad enables students and teachers to expand the ways they think and create. It becomes the tool they need when they need it, whether it's a calculator, a word processor, or a full production studio. Here are some ideas for how to get the most from iPad, based on the four design principles of Apple's vision for learning.



## Connected

Connected learning is more than basic access to the internet and devices. Technology used at its full potential can provide students with quality content, new ways to access it, and tools to make it relevant to their world. Technology enables students to connect to and interact with content in ways that aren't otherwise possible.



## Collaborative

Collaborative learning extends beyond shared online documents and video conferencing. Technology can also enhance the ways people create and work together toward a shared purpose — allowing more opportunities for individuals to form relationships and contribute their unique talents to meaningful work.



## Creative

Creative learning doesn't need to be confined to art or multimedia projects. Technology can be integral to creativity across all subjects, serving as an extension of how learners explore the world, solve tough problems, and create. The best technology enables learners to develop original ideas, build critical thinking skills, and discover their potential.



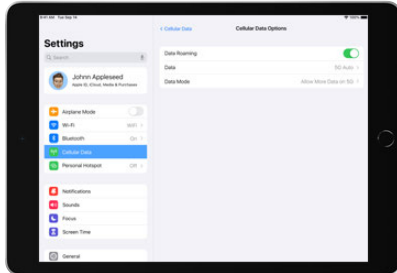
## Personal

Personal learning with technology goes beyond adaptive software. At its full potential, technology empowers all students to take ownership of how they learn and demonstrate mastery of that learning. Students can use assistive technologies to move at their own pace and build a personal learning path.



## Connected

iPad enables equitable access to quality content anytime, anywhere.



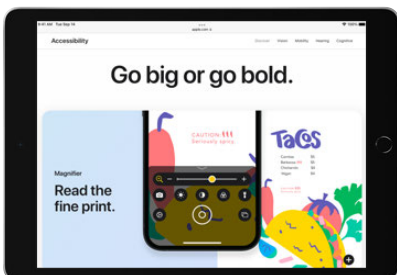
**Equitable access.** Connect to the internet anytime, anywhere using iPad with cellular. Learn more about [LTE-enabled iPad](#).



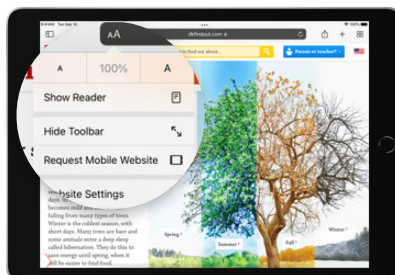
**Built-in apps.** Access versatile Apple apps, like Pages to transform assignments and GarageBand to make homework sing — without an internet connection. Learn more about [iPad built-in apps](#).



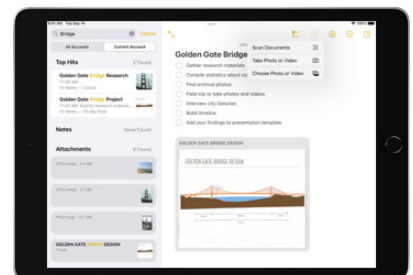
**Cloud-based services.** Connect to, organize, and share content from cloud-based storage services using the Files app. Learn more about [Files on iPad](#).



**Accessibility out of the box.** Enable built-in features to make content more accessible. Discover how [Apple technology empowers everyone](#).



**Focused browsing.** Use Safari Reader to keep the focus on content rather than ads when browsing web pages. See how to [read without ads or clutter](#).



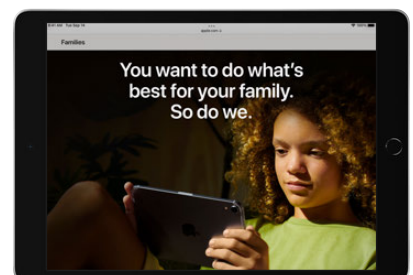
**Notes that capture everything.** Capture content in a range of formats with the Notes app. You can even scan documents. See how easy it is to [use the document scanner](#).



**Immersive context.** Experience content in new ways. [Augmented Reality Activities for Kids](#) is a set of 12 interactive and engaging AR activities on iPad designed to keep students ages eight and up actively learning.



**Quality content.** Find the perfect app to support your students' needs. Visit the [App Store](#) to browse a wide range of quality educational apps.



**Safe access to content.** Schools can secure devices and ensure responsible use. For personal devices, families can monitor and manage iPad use at home.<sup>2</sup> Explore features that [help make sure kids use iPad responsibly](#).



## Collaborative

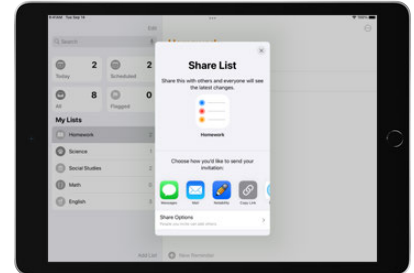
iPad empowers teams to work together toward a shared purpose.



**AirDrop sharing.** Share work quickly and easily with any nearby Apple device. Learn how to [use AirDrop on iPad](#).



**Group FaceTime.** Collaborate face to face with up to 32 other people on any Apple device. Learn how to [set up Group FaceTime](#) with your teachers and staff.



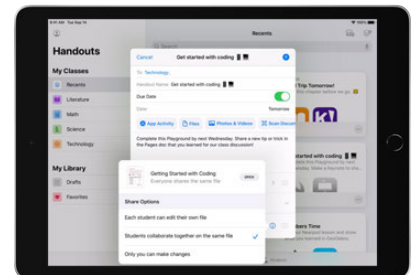
**Shared reminders.** Help keep everyone on task during group work. Watch how to use the [Reminders app](#) to share lists and set notifications.



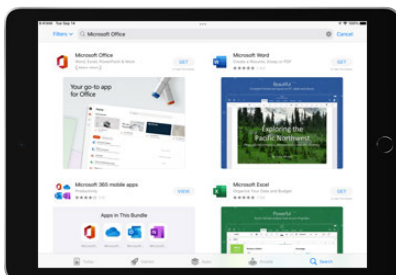
**Shared notes.** Work together in the Notes app by sharing a quick thought, creating checklists, or sketching ideas. See how easy it is to [collaborate in Notes](#).



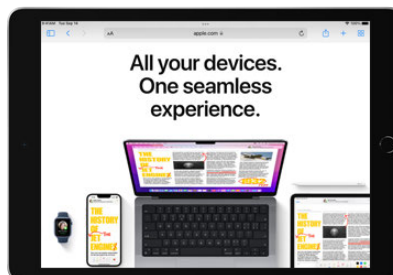
**iWork collaboration.** Students can create together using powerful apps from Apple, such as Keynote, Numbers, and Pages. Explore [real-time collaboration on iPad](#).




**Schoolwork collaboration.** This powerful iPad app enables students and teachers to share materials and work together in real time. Learn more about [Schoolwork](#).



**Team productivity.** Collaborate seamlessly with tools you may already be using. Learn how to take advantage of [Microsoft](#) and [Google](#) apps on iPad.



**Apple ecosystem.** Devices and apps work together seamlessly — so learners can capture a video on iPhone, create a film with iMovie on iPad, and [add advanced effects with Final Cut Pro on Mac](#).



**App showcases.** Celebrate student ingenuity by hosting a collaborative app showcase. [Download the guide](#) to get started.

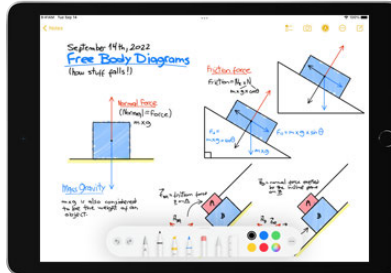


## Creative

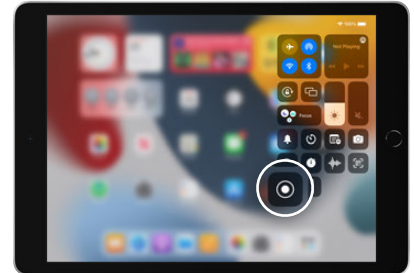
iPad supports learning through discovery, inquiry, and creation across all subjects.



**Apps to create.** Explore and express ideas in thousands of ways with built-in Apple apps. See how [built-in apps](#) allow students and teachers to start creating right out of the box.



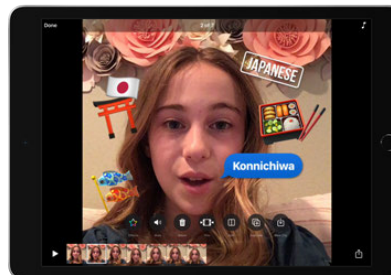
**Apple Pencil.** Take notes, sketch, and explore ways to express concepts. Watch how to [create handwritten notes](#) with Apple Pencil and iPad.



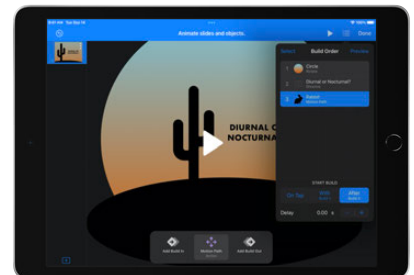
**Screen recording.** [Create a lesson](#), explain a problem, or share your work. Learn how to [record your screen on iPad](#).



**Markup and screenshots.** Take a [screenshot](#) of anything on your iPad and add creative touches. Learn how to use [Markup](#) to add text, drawings, shapes, and more.



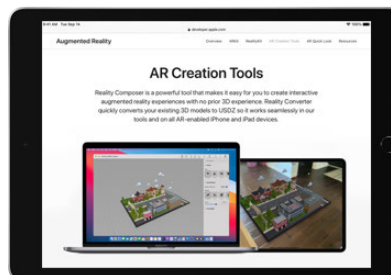
**Moviemaking with Clips.** Capture moments and tell stories using Memoji and creative effects. Learn more about everything you can do with [Clips](#).



**GIFs with Keynote.** Make your own GIFs for quick tutorials, fun writing prompts, and attention-grabbing presentations. See how easy it is to [create an animated GIF](#).



**Creative projects for learners.** Explore activities that use built-in features of iPad in [Creativity for Kids](#).



**AR creation tools.** Create interactive augmented reality experiences with iPad. Explore how [Reality Composer](#) makes it easy to build an interactive AR journey.



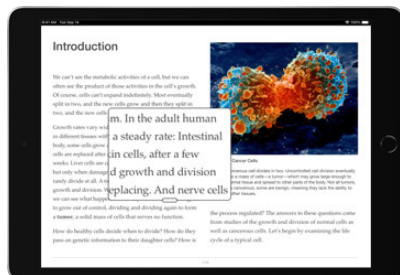
**Outcomes driven by creativity.** Learn about the positive impact of using technology to foster creativity in learning. Read Gallup's [Creativity in Learning study](#).





## Personal

iPad empowers learners to design their own learning paths.



**Assistive learning tools.** Personalize iPad to support the way you learn, explore, think, and create. Enable [accessibility features](#) to customize the learning experience.



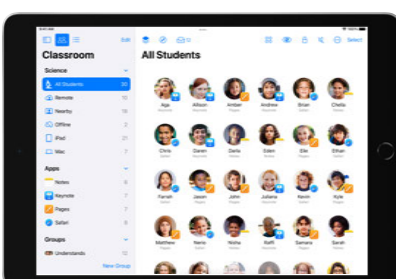
**Split View.** Work in two apps at the same time, so you can take notes while watching a video or draft an email while designing something new. Watch how to [multitask with Split View](#) on iPad.



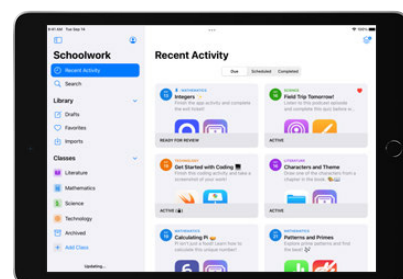
**Text that speaks.** Speak Selection and Speak Screen support reading and comprehension by allowing students to listen to text. Watch how easy it is to [have iPad read aloud](#).




**Personal workflows.** Personalize and streamline teaching workflows on iPad. Explore [30 tips](#) to help save time and make it easier to teach with iPad.



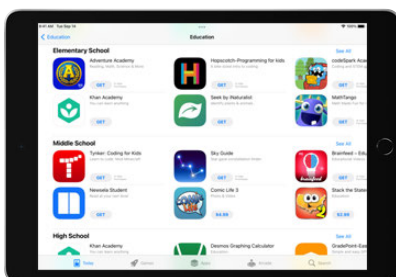
**Classroom guidance.** Help students work independently while providing ongoing support with the Classroom app. See how to [guide student learning](#) with Classroom.



**Insights with Schoolwork.** See student progress in apps over time and provide tailored suggestions for learning paths. Learn how to [gain insight into student learning](#) with Schoolwork.



**Assessment for each student.** Students can express their learning in creative ways, opening opportunities for ongoing assessments, portfolios, and standardized tests. Learn how iPad supports [student assessment](#).



**Apps for education.** Find apps to empower all students in the App Store. Explore [thousands of apps](#) designed specifically for learning.

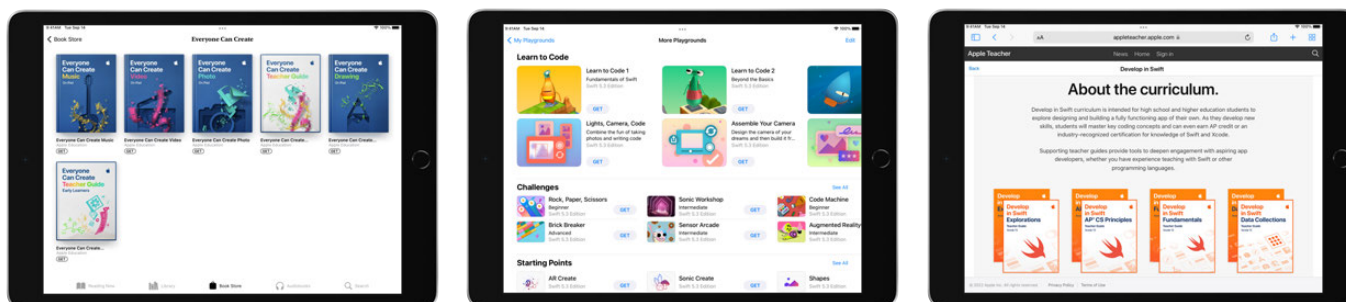


**Empowered teachers.** Apple supports teachers on their learning paths so that they can support students on their paths, too. Learn at your own pace in the [Learning Center](#).

# More Learning Resources

Apple's commitment to education goes beyond intuitive technology.

**Free curricula and learning resources.** To help teachers and students with connected, collaborative, creative, and personal learning, we offer free learning resources focused on creative expression and coding. [Everyone Can Create](#), [Everyone Can Code](#), and [Develop in Swift](#) leverage the full potential of Apple technology by providing engaging content and opportunities for students to work together toward a shared purpose. Students build skills through discovery and inquiry. With Everyone Can Create, students learn how to express ideas and demonstrate their learning through drawing, video, photography, and music. And with our coding resources, students learn new ways to bring ideas to life.



## Professional Learning with Apple

We offer a range of experiences to support educators, IT, and leaders as they deploy, teach, and lead with Apple technology.

- Educators can start with free resources in the [Learning Center](#) to get ideas and earn their [Apple Teacher](#) recognition. Coaching educators can apply for the [Apple Learning Coach](#) program.
- Apple Professional Learning Specialists offer free [virtual coaching](#) and [virtual conferences](#) to support educators as they plan, create, and deepen learning and teaching strategies. You can also take advantage of on-demand videos from the [Apple Education Learning Series](#) to make the most of your Apple technology.
- For leaders, the [Apple Education leadership books](#) are free on Apple Books and provide strategies to help you lead an initiative successfully.
- For IT, the [Education Deployment Guide](#) outlines best practices for deploying and managing Apple devices.
- To see how innovative schools and educators are using Apple technology, learn more about the [Apple Distinguished School](#) and [Apple Distinguished Educator](#) programs.

For information about all the professional learning opportunities available to you, contact your Apple Education team, email [AppleProfessionalLearning@apple.com](mailto:AppleProfessionalLearning@apple.com), or call 1-800-800-2775.

1. "Apple Classrooms of Tomorrow," 1990; "Apple Classrooms of Tomorrow — Today," 2008; SRI, "The Apple and ConnectED Initiative," 2018; Gallup, "Creativity in Learning," 2019.  
2. Devices must be unmanaged or personal devices.