

Logging in to Linc-Ed

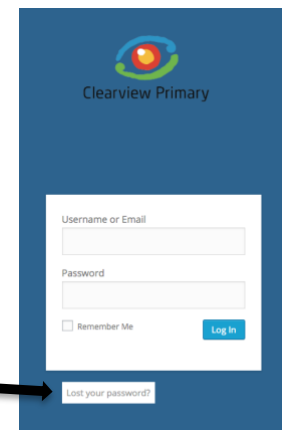
1.

Open your web browser and type in the following URL:

clearview.linc-ed.com

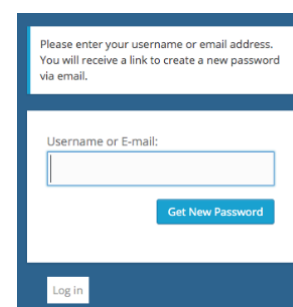
2.

When you arrive at the login page **bookmark the page** then click on **"Lost your password?"**



3.

Enter the email address you receive the school newsletter at and click **"Get New Password"**.

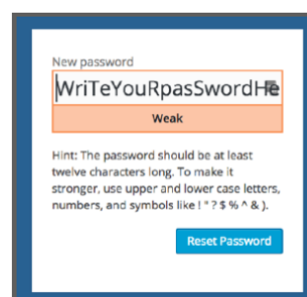


4.

Open your email account. You will have received an email from Clearview School containing a link to **'Reset Your Password'**. Click on it.

5.

Enter a new password and click "Reset Password". You will be redirected to the login screen.



6.

Enter your email address and password and click **"Log in"**.

