

Logging into Hero - Information for Families



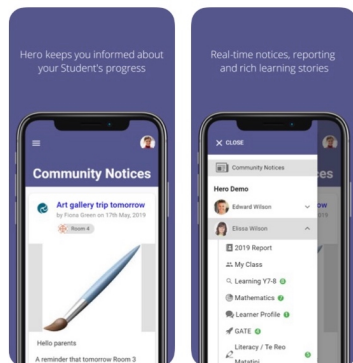
To set your password and log into Hero for the first time:

1. Download the Hero by LINC-ED app from the app store

Note: use the keywords Hero LINC-ED when searching for the app

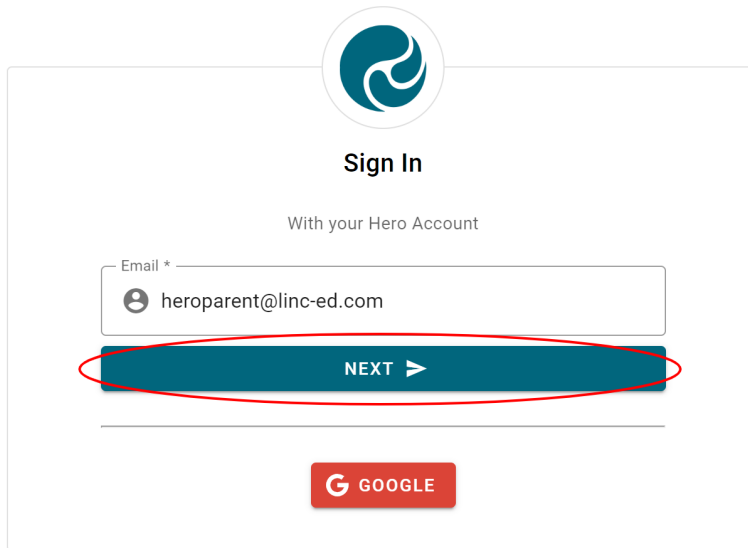


Hero by LINC-ED
Making Education Heroic
★★★★★ 1



Alternatively, open your browser and enter go.linc-ed.com

2. Enter your email address. This must be the email address you supplied to the school.

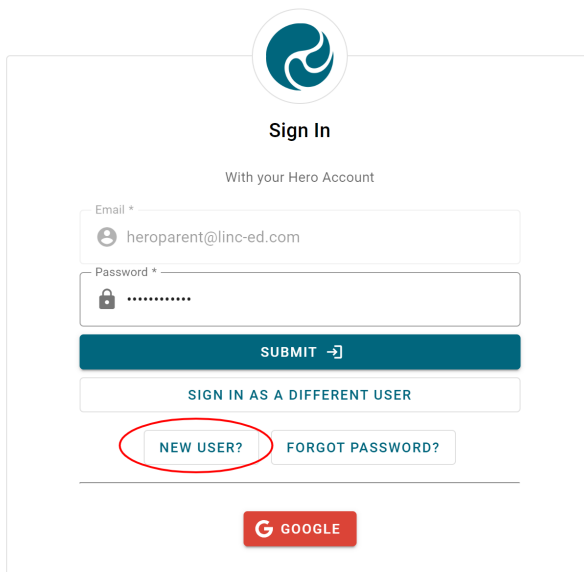


The image shows a 'Sign In' form for a 'Hero Account'. At the top is a circular logo with a stylized blue and white swirl. Below the logo is the text 'Sign In' and 'With your Hero Account'. There is an email input field with the text 'Email *' and the email address 'heroparent@linc-ed.com'. Below the email field is a large blue button with the text 'NEXT >'. This button is circled in red. At the bottom of the form is a red button with the Google logo and the text 'GOOGLE'.

3. Click NEXT.


If your email address is not accepted, please contact your school.

4. Click NEW USER



The image shows a 'Sign In' form for a 'Hero Account'. At the top is a circular logo with a stylized blue and white swirl. Below the logo is the text 'Sign In' and 'With your Hero Account'. There is an email input field with the text 'Email *' and the email address 'heroparent@linc-ed.com'. Below the email field is a password input field with the text 'Password *' and a lock icon. Below the password field is a large blue button with the text 'SUBMIT →'. Below the 'SUBMIT' button is a link that says 'SIGN IN AS A DIFFERENT USER'. Below that is a link that says 'NEW USER?' which is circled in red. To the right of 'NEW USER?' is a link that says 'FORGOT PASSWORD?'. At the bottom of the form is a red button with the Google logo and the text 'GOOGLE'.

5. Enter the email address you have provided the school and click SUBMIT



Reset password


Either a new user or forgot your password? Type in your email address in the form below to set or reset your password.

Email*

SUBMIT ➤

[RETURN TO SIGN IN](#)

6. You will receive a message confirming a password email has been sent



Email sent

We've sent you an email containing a link that will allow you to reset your password. Once you receive the email follow the instructions to change your password.

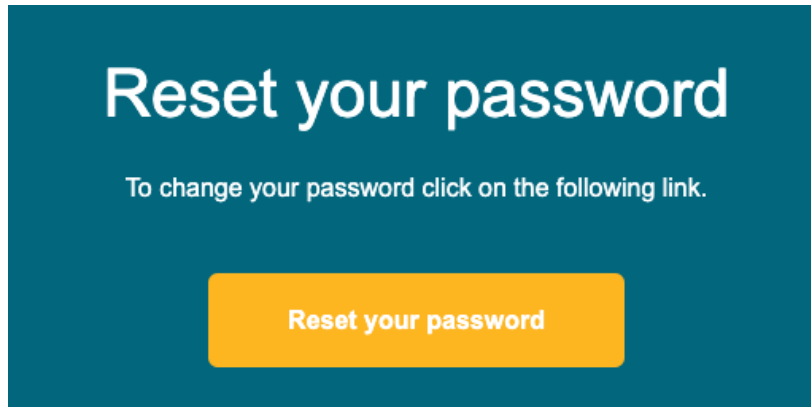
[RETURN TO SIGN IN](#)

7. Open your email inbox and click on the Hero Password Reset email

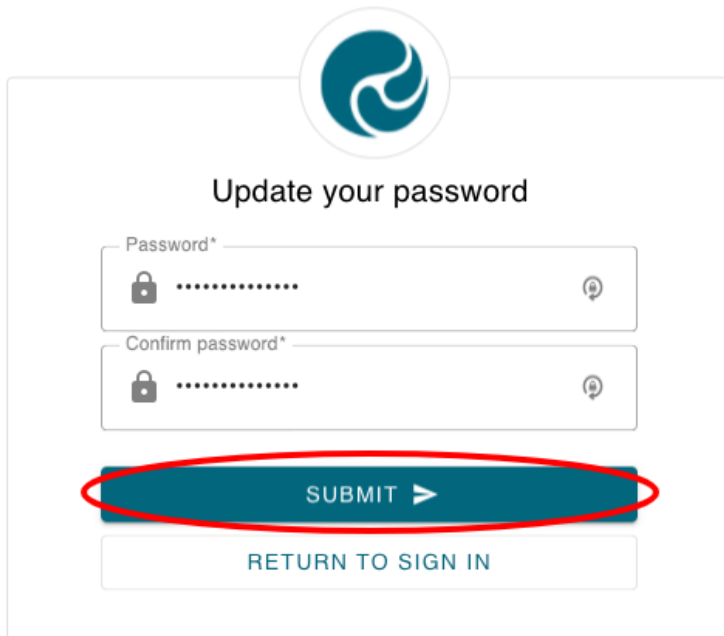


If you do not receive a Hero Password Reset email, check your spam folder.


8. Open the email and click Reset your password



9. Enter a secure password (8 or more characters), verify this password then click SUBMIT. This will log you into Hero.

The image shows a web form for updating a password. At the top center is a circular logo with a teal and white swirl design. Below the logo, the heading "Update your password" is centered. The form contains two input fields: "Password*" and "Confirm password*", both with lock icons on the left and an eye icon on the right to toggle visibility. Both fields are filled with dots. Below these fields is a teal button with the text "SUBMIT" and a right-pointing chevron, which is circled in red. At the bottom of the form is a light gray button with the text "RETURN TO SIGN IN".

10. The next time you sign into Hero enter your email address, click NEXT, then enter your chosen password. Click SUBMIT





Sign In

With your Hero Account

Email *
heroparent@linc-ed.com

NEXT ➤

 **GOOGLE**



Sign In

With your Hero Account


Email *
heroparent@linc-ed.com

Password *
••••••••

SUBMIT ➤

SIGN IN AS A DIFFERENT USER

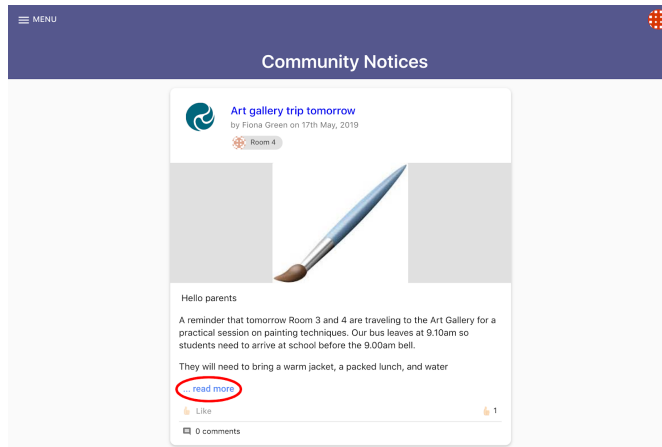
NEW USER? **FORGOT PASSWORD?**

 **GOOGLE**

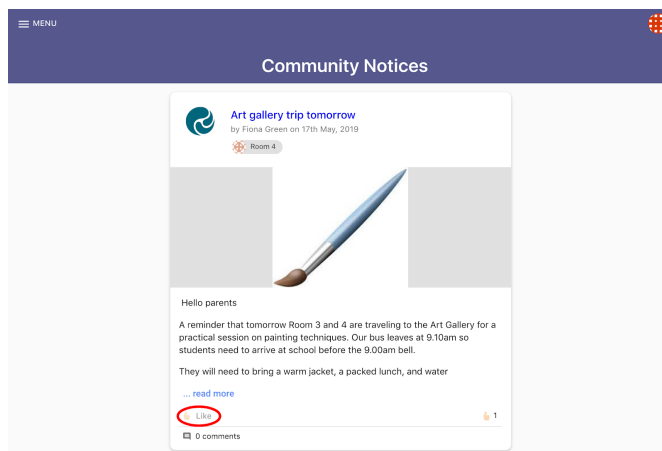
11. If you have entered an incorrect email address and need to return to the previous screen, click SIGN IN AS A DIFFERENT USER.

ONCE YOU HAVE SIGNED IN:

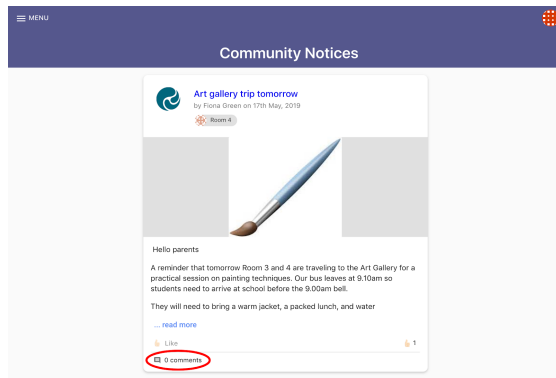
1. You will see Community notices sent by your child's school. If the text is long, you may need to click read more to view the whole message



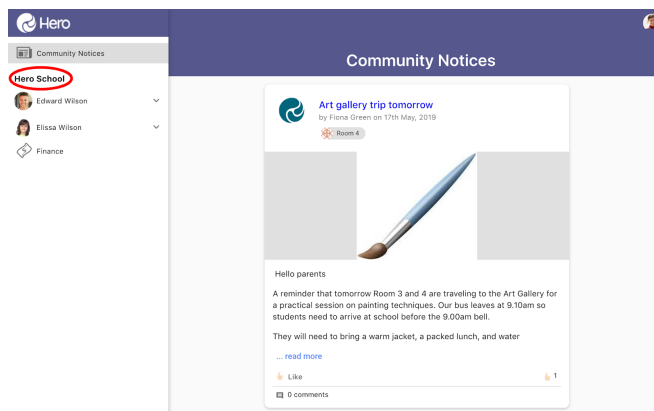
2. From here you can Like a post



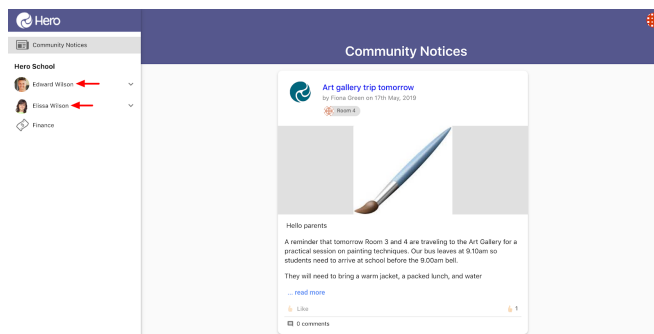
3. If your school has enabled the function, you can post a Comment back to the post author



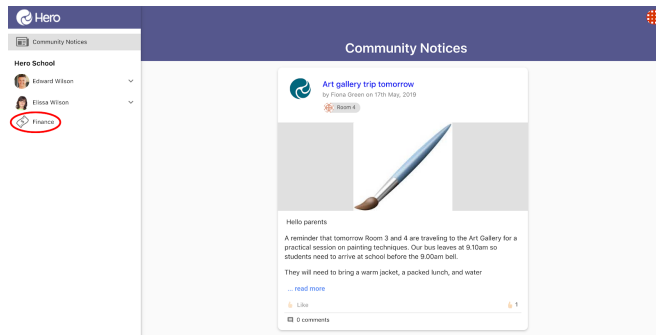
4. To view additional information, click Menu. Here you will see the Hero School or Schools your child/ren attend.



5. Below the name of the school, you can select the learning profile for each of your children

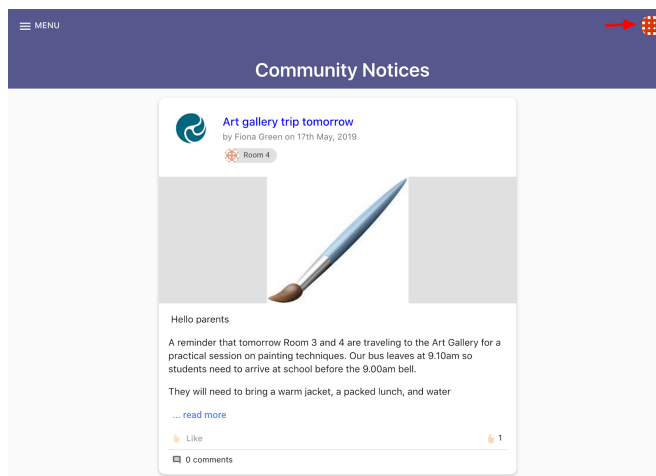


6. If your child's school has enabled the feature, you can view financial contributions requested by the school and pay these online if you choose

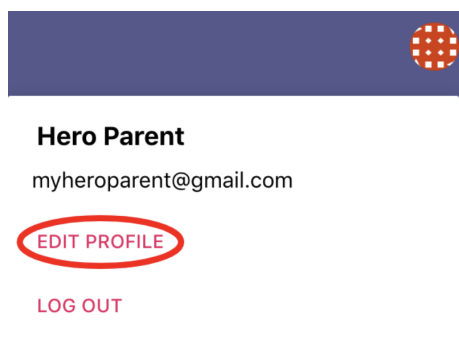


To edit your user profile:

1. Click on the kaleidoscope image at the top right-hand side of your screen



2. Select EDIT PROFILE



3. Here you can change your password

Change Password

Existing password *

New password *

Confirm new password *

SAVE PASSWORD

4. You can also add or change a profile image

Change Profile Image

Setting a profile image helps your school get to know you better.


Drop here to upload, or

CLICK HERE TO CHOOSE


To log out:


1. Click on the kaleidoscope or profile image at the top right-hand side of your screen


MENU



Community Notices

**Art gallery trip tomorrow**
by Fiona Green on 17th May, 2019

Room 4



Hello parents

A reminder that tomorrow Room 3 and 4 are traveling to the Art Gallery for a practical session on painting techniques. Our bus leaves at 9.10am so students need to arrive at school before the 9.00am bell.

They will need to bring a warm jacket, a packed lunch, and water

[... read more](#)

Like

1

0 comments

2. Click LOG OUT

