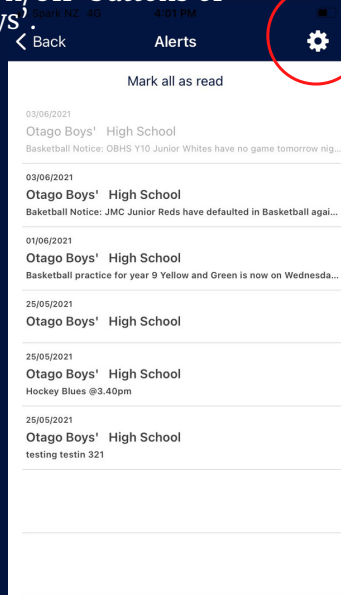
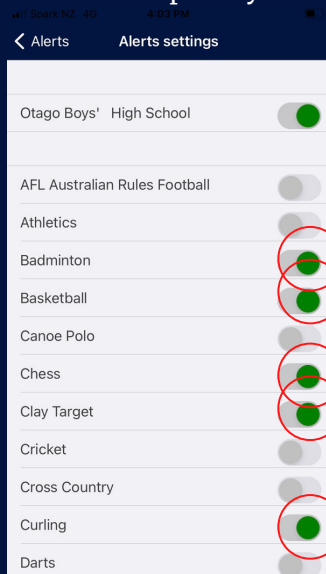


5. Displayed will be alerts you have turned on. In the right hand corner, select on the 'Settings' button (it looks like a gear part). From here you will see 'On/Off' buttons of all the sports at Otago Boys'.



6. Please turn on the sports you want alerts from (green means on, grey means off).

Example: If I played basketball, badminton, chess, clay target and curling I would make sure all the circles for these sports are green. Please **ONLY** turn alerts on for sports you or your son play.



OTAGO BOYS' SPORTY APP.

DOWNLOAD NOW!

Any question around the app or how it works please email Cam Sims on:
camsims@obhs.school.nz



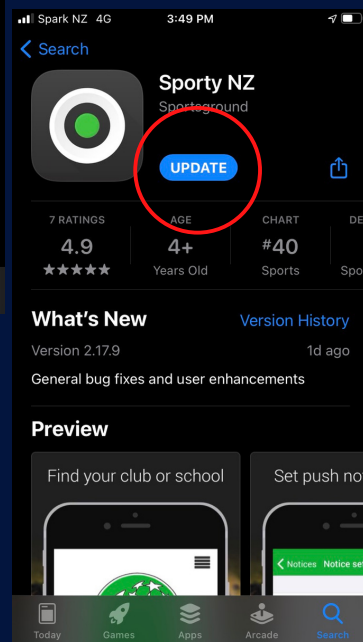

ABOUT THE APP

To improve our communication with our community we have a new and improved sports website. We now have a mobile app that you can download onto your phone. This allows us to send out notifications and alerts for specific sports as well as access to our website that is formatted to suit mobile devices. Please see below how to download the app for your mobile phone. Check out our website by going to our main website page and then clicking on the sports tab.

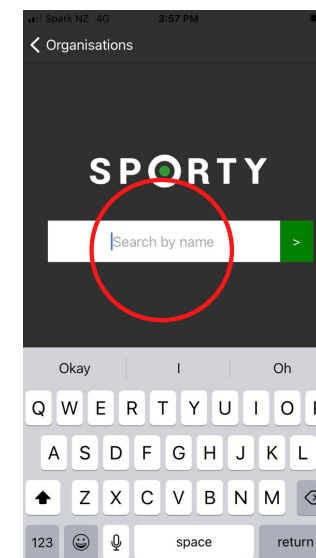


FOLLOW THE STEPS

1. Go to your phone app store and in the search column type in 'sporty nz'.
2. Once you see the Sporty NZ app click the 'Download' button. Once the app is downloaded, click on the icon on your home screen.



3. Sporty will give you a search bar to find the intended group. This is where you will type in 'Otago Boys' High School'. Once searched, select the 'Otago Boys' High School' group.



4. This will bring you to the homescreen for the school group. From here, select the 'Alert' button to turn on sport alerts you wish to hear about. Then, if you click 'Website' it will take you to our website sporty page.

