

# Your KiwiSaver account summary

fisher funds 

As at 31 May 2014

Joe Sample  
Sample Address  
Sample City XXXX

Date: 10 June 2014  
Account Number: FIXXXXX  
Current PIR: 17.50%

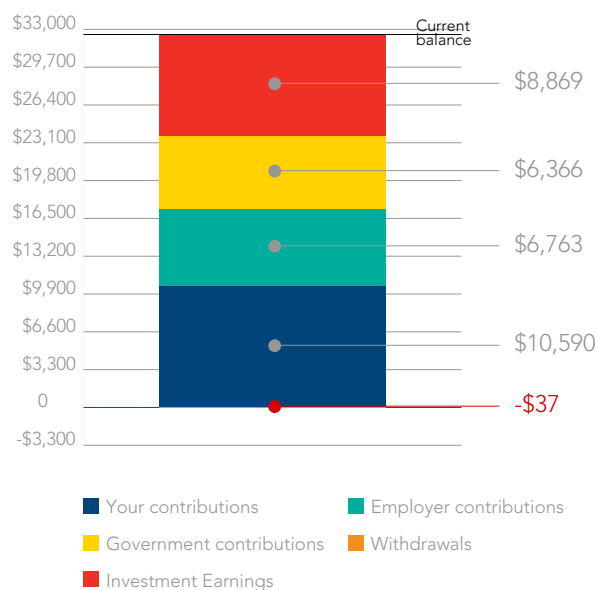
## How your KiwiSaver contributions are currently invested

Fund	Value	Split %
Growth	\$32,551.52	100.00%
<b>Total</b>	<b>\$32,551.52</b>	

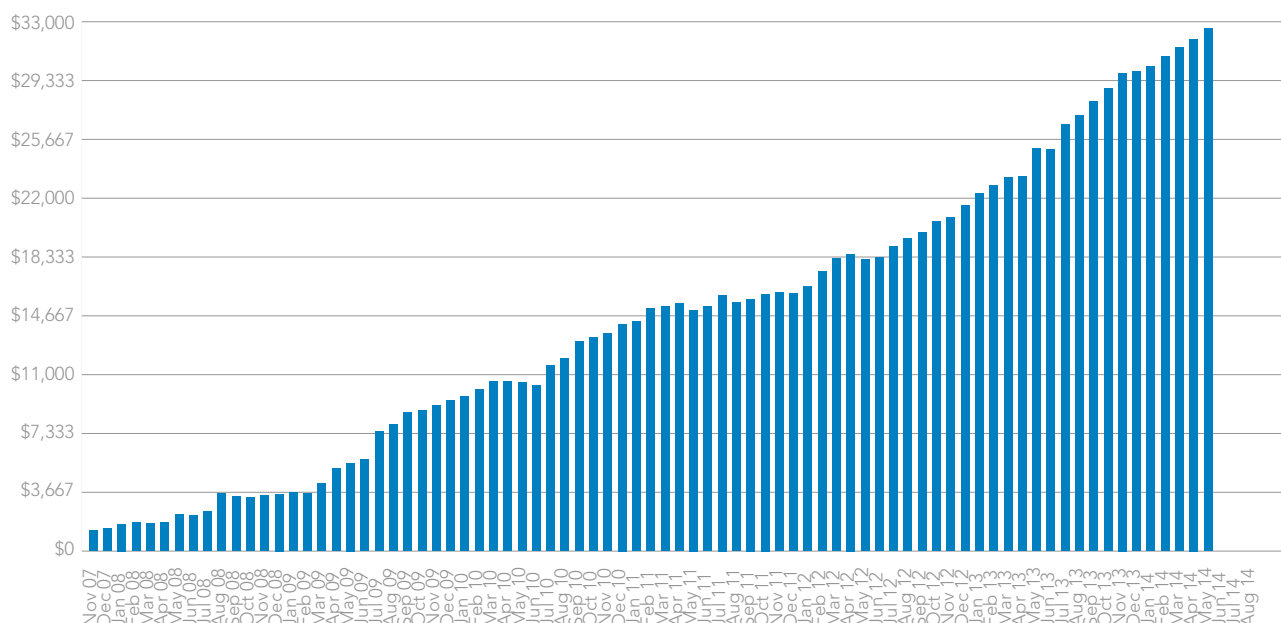
## How your future KiwiSaver contributions will be invested

Fund	Split %
Growth	100.00%

## Contributions summary



## Growth in your KiwiSaver account



### Fisher Funds Management Limited

Level 1, 67-73 Hurstmere Rd, P O Box 33549, Takapuna, Auckland 0740, New Zealand **p** +09 445 3377 **f** 09 489 7139 **w** [www.fisherfunds.co.nz](http://www.fisherfunds.co.nz)  
**KiwiSaver Enquiries** 0800 FFKIWI (0800 335494) **KiwiSaver Withdrawals** 0800 772837 **KiwiSaver Email** [kiwisaver@fisherfunds.co.nz](mailto:kiwisaver@fisherfunds.co.nz)

## Your KiwiSaver Account Movement Summary

*This page summarises the movement in your account balance since you joined the Fisher Funds KiwiSaver Scheme. You can see how much the change in your account value was due to contributions and withdrawals, changes in the value of your investment and expenses and tax. If you have transferred from another KiwiSaver Scheme, all contributions to that Scheme include any investment returns (positive or negative), fees and taxes with that Scheme. Additionally, any employer contributions made to your previous scheme(s) may be included below as 'Contributions from your Salary and Wages' if your previous scheme provider(s) transferred your employee and employer contributions as one amount.*

Opening Balance (2 July 2007) ..... **\$0.00**

### Your Contributions

Contributions from your Salary and Wages ..... \$10,589.93  
 Voluntary Contributions ..... \$0.00  
 Total Member Contributions ..... **\$10,589.93**

### Employer Contributions

Employer Contributions ..... **\$6,763.46**

### Government Contributions

Kick Start ..... \$1,000.00  
 Member Tax Credit ..... \$5,217.16  
 Fee Subsidy ..... \$80.00  
 Interest on Contributions ..... \$69.29  
 Total Government Contributions ..... **\$6,366.45**

Total Contributions ..... **\$23,719.84**

### Withdrawals

IR Refund - EMS Adjustment ..... **-\$37.45**

### Admin Fees and Tax

Account Fees ..... -\$160.00  
 Portfolio Investment Entity Tax\* ..... -\$187.93  
 Investment Earnings ..... \$9,217.06  
 Total Investment Earnings after Fees and Tax ..... **\$8,869.13**

Closing Balance at (31 May 2014) ..... **\$32,551.52**

This is represented by	Units	Unit Price	Value
Growth Fund	22,089.7953	\$1.4736	\$32,551.52

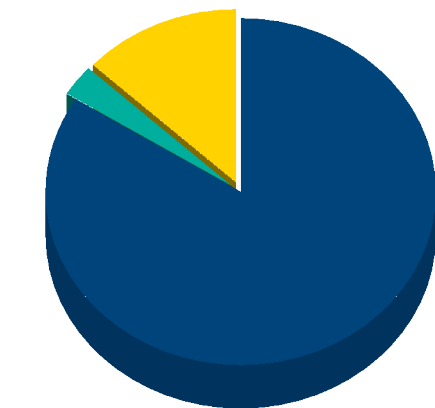
\*Excludes any Portfolio Investment Entity Tax accrued for the current tax year

## KiwiSaver Account Asset Allocation Summary

as at 31 May 2014

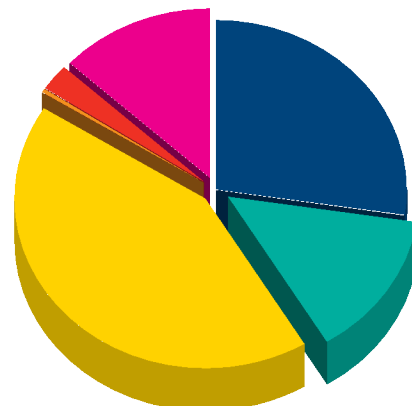
*This page shows in what type of assets and where in the world your KiwiSaver funds have been invested.*

### How Your Money Is Invested



■ Shares 83.95%  
■ Bonds 2.91%  
■ Cash 13.14%

### Your Asset Allocation



■ NZ Shares 27.44%  
■ Aus Shares 13.90%  
■ International Shares 42.61%  
■ NZ Bonds 0.36%  
■ International Bonds 2.55%  
■ Cash 13.14%

### Growth Fund Assets

Security Type	Market Value	Fund Weight	Total Weight
NZ Shares	\$8,930.91	27.44%	27.44%
Aus Shares	\$4,525.38	13.90%	13.90%
International Shares	\$13,871.68	42.61%	42.61%
NZ Bonds	\$116.13	0.36%	0.36%
International Bonds	\$831.38	2.55%	2.55%
Cash	\$4,276.03	13.14%	13.14%
Total of Growth Fund Assets	\$32,551.52	100.00%	100.00%

Shares, Property and Infrastructure are considered Growth Assets. Bonds and Cash are considered Income or Conservative Assets

## Fund Portfolio Holdings as at 31 May 2014

This section provides a full breakdown of the percentage held in each investment by the Fund/s your KiwiSaver money is invested in.

New Zealand Shares	
Abano Healthcare Group Ltd	0.54%
Contact Energy Limited	0.15%
Delegats Group Limited	0.70%
Direct Capital Iv NZ	0.44%
Dnz Property Fund Limited	0.28%
Ebos Group Ltd Ordinary Shares	0.86%
Fisher & Paykel Healthcare Corporation Ltd	2.93%
Freightways Limited	2.23%
Goodman Property Trust	0.38%
Infratil Limited	2.15%
Kathmandu Holdings Limited	1.54%
Kiwi Income Property Trust	0.37%
Mainfreight Limited	3.72%
Meridian Energy Limited Instalment Receipts	0.14%
Michael Hill International Ltd	1.12%
Mighty River Power Limited	0.12%
New Zealand Exchange Limited	1.56%
Opus International Consultants Limited	0.60%
Port Of Tauranga	0.91%
Ryman Healthcare	3.33%
Sky Network Television Limited	0.86%
Summerset Group Ltd	1.40%
Trade Me Group Limited	0.99%
Trustpower	0.13%
<b>Total New Zealand Shares</b>	<b>27.44%</b>
Australian Shares	
Aurizon Holdings Limited	1.03%
Austbrokers Holdings	0.92%
Centrebet Litigation Claim Rights	0.02%
Centrebet Litigation Claim Unit Trust	0.05%
Coca-Cola Amatil	0.30%
Credit Corp Group Limited	0.99%
Crowe Horwath Australasia Limited	0.17%
CSG Limited	0.77%
Dexus Property Group	0.21%
DWS Advanced Business Solutions Limited	0.64%
Envestra Limited	0.24%
Ingenia Communities Group	1.07%
Nanosonics Limited	0.70%
Nextdc Limited	0.23%
Nick Scali Limited	0.38%
Reckon Limited	0.56%
Resmed Inc	0.64%
Retail Food Group Limited	1.32%
Shopping Centres Australasian Property Group	0.15%
Technology One Ltd	1.23%

The Reject Shop Ltd	0.51%
Tox Free Solutions Limited	1.65%
Universal Biosensors Inc.	0.09%
<b>Total Australian Shares</b>	<b>13.90%</b>
International Shares	
O2micro International Limited	0.30%
Aqua America Inc	0.37%
Biotest Ag	2.23%
Brembo	2.15%
China Automation Group Limited	0.35%
Coloplast A/S	1.17%
De La Rue PLC	0.57%
Ebay Inc	1.46%
Flughafen Wien Ag	0.66%
Flughafen Zuerich Ag	0.66%
Gameloft	1.03%
Genomma Lab Internacional Sab De Cv	0.95%
Google Inc Class A Shares	1.73%
Hanger Inc	0.76%
Harley-Davidson Inc	1.12%
Hibbett Sports Inc	0.71%
Horiba Limited	1.07%
Hyflux Limited	0.46%
Icon PLC	1.20%
Imi PLC	1.16%
Itc Holdings Corporation	0.29%
L'occitane International SA	0.25%
Malaysia Airports Holdings Berhad	0.21%
Mills Estruturas E Servicos De Engenharia SA	0.85%
Nokian Renkaat	0.50%
Norfolk Southern Corporation	0.49%
One Gas Inc	0.18%
Park24 Co. Limited	0.78%
Plantronics Inc.	1.06%
Prestige International Inc	0.76%
Sarine Technologies Limited	2.30%
Sirona Dental Systems Inc	1.33%
Stratec Biomedical Ag	1.32%
Tom Tailor Holdings Ag	1.00%
UFP Technologies Inc	1.03%
Union Pacific Corporation	0.67%
United Internet Ag	0.94%
United Parcel Service Inc	1.08%
Varian Medical Systems Inc	1.58%
Volkswagen Ag	1.15%
Wasion Group Holdings Limited	1.22%
Wirecard Ag	1.96%

Zodiac Aerospace	1.57%
Total International Shares	42.61%
NZ Bonds	
ANZ National Bank 18/04/18 5.28 Call Date 18/	0.19%
Rabobank 08/10/2037 Frn	0.17%
Total NZ Bonds	0.36%
International Bonds	
Berry Plastic Corp 15/01/21 9.75%	0.25%
Bon-Ton Department Stores 15/07/2017 10.625%	0.09%
Hutchison Whampoa Limited 29/12/2049 6.00%	0.10%
Kerling PLC 01/02/2017 10.625%	0.45%
Lloyds Banking Group PLC 27/06/2023 7.625%	0.15%
Norcell 1b Ab 01/12/2019 12.40%	0.48%
Santos Finance Limited 22/09/2070 8.25%	0.23%
Stork Technical Services 15/08/2017 11.00%	0.42%
Unitymedia Kabel Bw Gmbh 01/12/2019 9.625%	0.21%
International Fixed Interest Futures, Options & Swaps	0.16%
Total International Bonds	2.55%
Cash	
Nzd Cash	8.35%
Aud Cash	2.58%
International Cash	2.20%
Total Cash	13.14%
Total	100%