



Mid-Year Report


There are four time periods for reporting to you about your child's achievement: In Terms 1 and 3 in the form of whanau conferences, and as a written report in Terms 2 and 4. The following is an explanation for your child's Mid-Year report

The bar graph shows an overall teacher's judgment (OTJ) for maths, writing, and reading, made by your child's kaiako. An OTJ is made from a range of assessment data that a teacher observes throughout the school year; this includes bookwork, students' contributions in class, and formal assessments such as the PAT.

Below the bar graph is a table which shows your child's results in the PAT tests. PAT tests are taken twice yearly at the beginning of Term 1 and Term 4. PAT's are used to show how students are progressing and not as a solitary indication of progress. A student's PAT score may not align with their OTJ if that student had an unusual over or under performance in that test in comparison to the other assessment information the teacher has observed.

On the second page of the report, you will find information about your child's progress and achievements in our localised Tirohanga Curriculum and their inquiry into our school values.

Lastly, the report highlights your child's school contributions and includes a general comment from their kaiako as well as a student comment.



TE KURA WAENGA O
TIROHANGA
 MONRAD INTERMEDIATE

Address
 P.O. Box 7022
 Palmerston North 4443
 228 Botanical Rd
 Palmerston North 4412

Contact
 (06) 357-9777
 office@monrad.school.nz

Curriculum Level Expectations

Maths	Reading	Writing
At the end of Year 7		At the end of Year 8
Early 4 Level NZC		Level 4 NZC

The tables below show the expected PAT score for each year level.

PAT Mathematics

Average Scale Score-Term 1

Yr. 3	Yr. 4	Yr. 5	Yr. 6	Yr. 7	Yr. 8	Yr. 9	Yr. 10
25.4	32.5	39.7	45.8	49.1	53.6	57.8	62.4

PAT Reading Comprehension

Average Scale Score-Term 1

Yr. 4	Yr. 5	Yr. 6	Yr. 7	Yr. 8	Yr. 9	Yr. 10
28.8	35.8	45.0	53.2	60.4	67.0	76.5

PAT Reading Vocabulary

Average Scale Score-Term 1

Yr. 4	Yr. 5	Yr. 6	Yr. 7	Yr. 8	Yr. 9	Yr. 10
32.4	40.9	48.7	55.0	60.1	65.7	70.5


STAR Reading Test

Average Scale Score-Term 1

Yr. 3	Yr. 4	Yr. 5	Yr. 6	Yr. 7	Yr. 8	Yr. 9
53.8	81.4	97.6	109.0	117.9	125.2	133.7



Monrad Te Kura Waenga o Tirohanga



Pūrongo Ako 2025 / Mid Year Report 2025

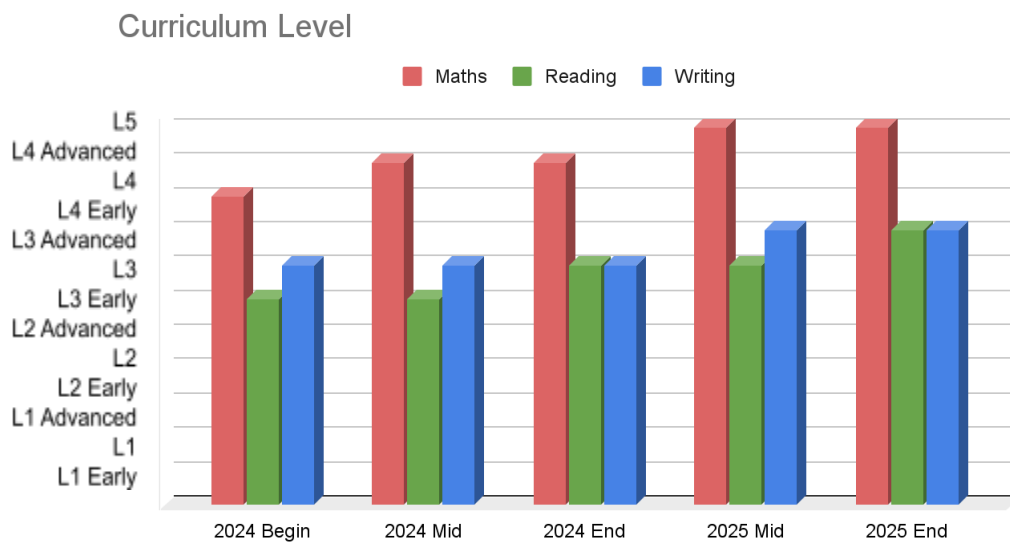
Ingoa/Name:

Akomanga/Room:





Tau/Year:

Attendance:

Student Progress Over Time



Numeracy Assessment	Scale Score	Stanine
PAT Numeracy		
Literacy Assessment	Scale Score	Stanine
PAT Vocab		
PAT Comprehension		
STAR		

<p>Making important decisions together, and learning from and contributing to the learning of others.</p> <p>Work interdependently and with others.</p>	 <p>HE HAO KI TE AHA, HĀRE KI WHĀNĀUNGĀTANGA</p>	
<p>Thinking like global citizens and considering global issues</p>	 <p>E TIPI E REA... TŪRANGĀ WĀEWĀE</p>	
<p>Being able to see and take opportunities. Creating new ideas or products. Leading others.</p>	 <p>KĀ PŪ TE NIHA, KĀ HĀO TE BANGATANGI AUAHATANGA CREATIVITY</p>	
<p>Evaluating information and arguments, seeing patterns and connections, constructing meaningful knowledge, and applying it in the real world.</p>	 <p>KO TIHOHANGA TE TAUMATA EKE KARANGA EXCELLENCE</p>	

Takohatanga / School Wide Contributions:

Ngā Kōrero ā ngā Ākonga / Student Comment:

Kōrero Whānui / General Comment:

Kaiako / Teacher Signature:

Tumuaki / Principal Signature: