



Caregiver @School App Set Up:

Instructions for Caregivers

Part 1: Email

1. Read the email your school has sent you



2. Scroll down to the bottom of the email

Take note of your user ID number

Click on the blue link

Hi Angela,

E pōnei a Andy Demo ki te whakarato i te mātauranga pai mo to tamāhī. Mō tenei, kua kōwhiri kōwhiri i te tino hāumanu i ngā korero mo te tamāhī me te APP Mātau.

Patohia te hōu i raro nei kua unu atu ki ngā reka a te tamāhī. Tena koe me kape me te pōpō i te 'User ID'.

I muri i to takuru me te wa kua tātari ka taea e koe te huri i te kupuhanga engari kua to ID Kaiwhakamahi. Mena he mui ake i te kōwhiri i te tamāhī ka whiriwhiri koe i tētahi atu ingoa kaiwhakamahi me te takuru. Me whakamahi kōwhiri te takuru kua unu atu ki ngā taumata. Ka taea e koe te huri i ngā reka a te tamāhī me te pōpō hōu i te mātau pōpō i ngā reka a te APP.

I muri i to takuru me huri koe i to kupuhanga. Ka taea e koe te whakamahi i to APP - Google PLAY, Apple App Store rānei ka rapu mo 'ETAP'. Nā ka paato i te kōwhiri i te Caregiver @School APP. Ka ākino koe ki te whakakōwhiri i te ID me te kupuhanga hōu i ngā reka a te APP.

Patohia te hōu e whai ake nei kua takuru me te kupuhanga taumata, e mātau rānei.

Tēnā koe,

Andy Demo

Andy Demo is committed to providing the best education possible for your child. To this end, you now have the ability to securely view information about your child through the ParentAPP.

Click on the link below to access your child's records. Please ensure that you copy and keep the 'User ID'.

After you have logged on for the first time you are then able to change your password but not your User ID. If you have more than one child you will receive another user name and log in. You only need to use one log in to access siblings. You can swap children's records by just clicking on their picture on the APP.

After you have logged in you should change your password. You can then use your respective APP store - Google PLAY or Apple App Store and search for 'ETAP'. Then click on the Caregiver @School APP option. You will then be prompted to enter your ID and the new password you just created.

Click the following link to log on with your default or current password.

Thank you,

Andy Demo

User ID: 9001/1739/6560

https://www.atschool.co.nz/etap/email_login_form_new.php?token=9001/1739/6560

3. Click "Agree"

Ko to ID Kaiwhakamahi: **9001/1739/6560**

Tena koe kape tenei hei tohutoro a meake nei.

Ma te panui i te paatene e whai ake nei kei te whakaae koe ki ngā tikanga o te ratonga me te tauāki tūmataitinga a Coaches Demo kaitiaki taupānga.

[Nga tikanga o te ratonga](#)
[Tauāki tūmataitinga](#)

Whai muri i te paato i tenei paatene ka takiuru aunoa koe ki te taupānga kaitiaki.

English version:

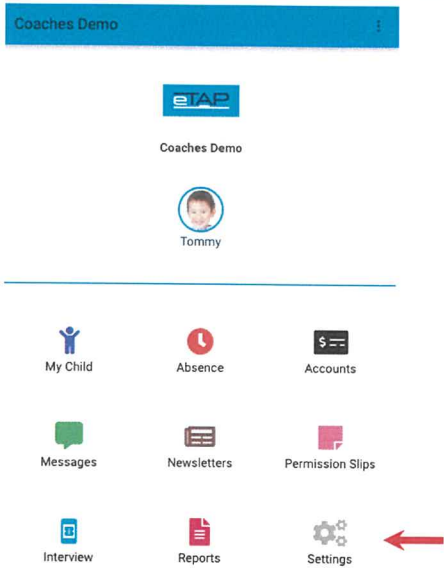


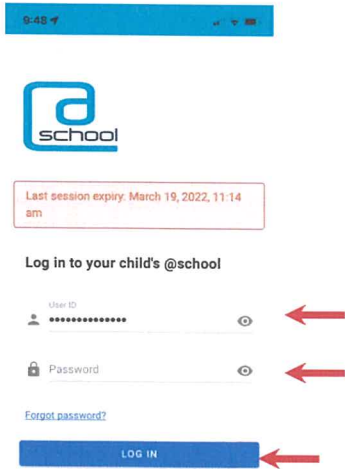

Your User ID is: **9001/1739/6560**

Please copy this for future reference.

By clicking on the following button you are agreeing to the Coaches Demo caregiver app terms of service and privacy statement.

[Terms of service](#)
[Privacy statement](#)

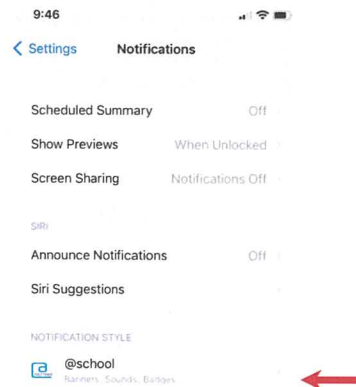
After clicking this button you will automatically log on to the caregiver app.

<p>This will open the app in your web browser.</p> <p>✓ 4. Click on Settings to change your password</p> <p>You are able to change your password but not your User ID.</p>	
<p>5. Change your password</p>	
<h2>Part 2: On Your Mobile</h2>	
<p>1. Use your respective APP store - Google PLAY or Apple App Store and search for 'ETAP'. Then click on the @school APP option.</p>	
<p>2. Enter your User ID and the new password you just created.</p> <p>Log In</p>	
<p>3. IN YOUR PHONE open Settings.</p>	

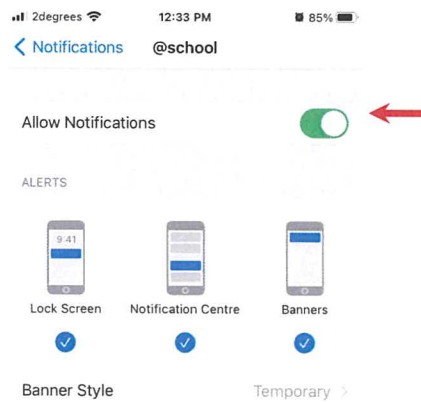
4. Click on Notifications



5. Find the @school app

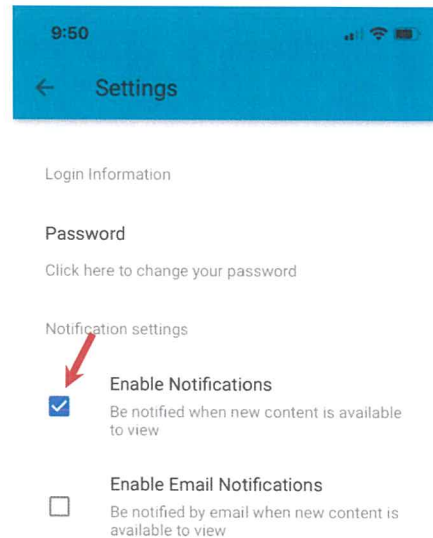
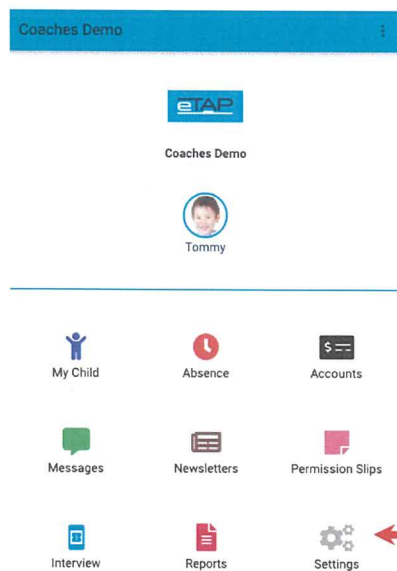


6. Turn on "Allow Notifications"




7. IN THE APP click on Settings


Tick Enable Notifications





If you have more than one child you will receive another user name and log in. You only need to use one log in to access siblings. You can swap children's records by just clicking on their picture on the APP.


Coaches Demo



Coaches Demo



Dash



Daniel



My Child



Absence



Accounts



Messages



Newsletters



Notices



Permission Slips


Interview


Reports


Blog


Spotlight


Learning Space