


THE ST MARGARET'S COLLEGE SCHOOLAPP IS HERE



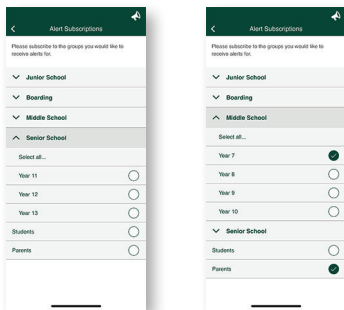
The perfect way to keep up to date
with what's happening at SMC
for parents and students alike.



It's very easy to use. Firstly, head here:

<https://stmargarets.apps.school.nz/share/>
to download from either the App Store or Google Play.

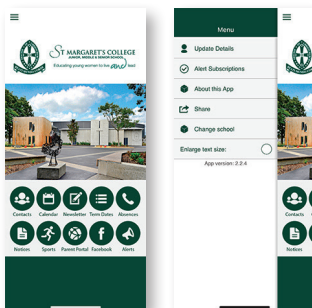
Once downloaded, you'll be prompted to choose your school, just starting typing in "St Margaret's College" and it will show up. The good news is that if you have children at other schools who also use SchoolApps, you can have both schools on the same app in one place.



Once you have your school confirmed, you'll be asked to subscribe to Alert Groups. This means that you will only receive information that is relevant to you and there are two options, one for parents and one for students. Select all the groups you want to receive information on (you can change this at any time under Alert Subscriptions in the App).

APP DETAILS

- Contacts** – list of key school contacts
 - Calendar** – an up-to-date calendar of what's on
 - Newsletter** – direct link to the latest newsletters
 - Term Dates** – handy reference guide to 2018 & 2019 term dates
 - Absences** – call or email in absences
 - Notices** – key school updates
 - Sports** – find out sports fixtures times & locations
 - Parent Portal** – direct link into INSITE
 - Facebook** – direct link to school Facebook page
 - Alerts** – reference back to most recent Alerts
-



If you want to change your preferences, such as change Alert Subscriptions at the start of the school year or add another school, you can do so through the ☰ symbol in the top left corner of the App.