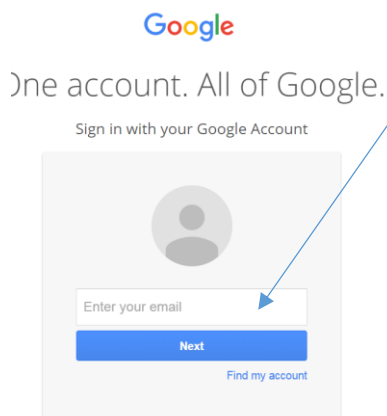


Welcome to Google Docs!

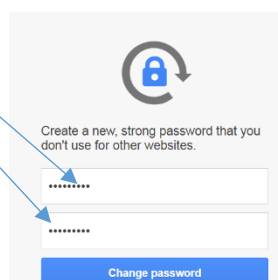
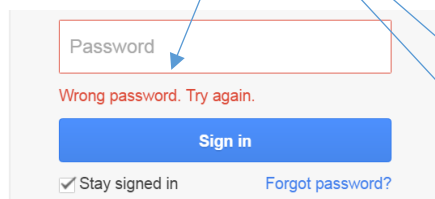
1. Go to google.com and click on the **sign in** button on the top right



2. Use your child's email address



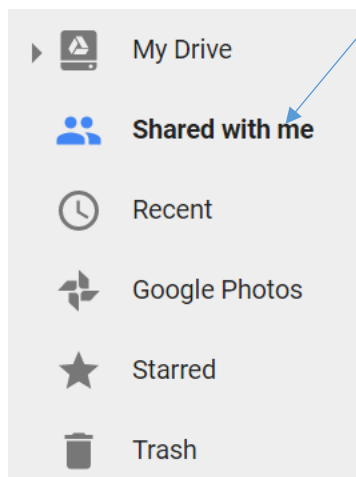
3. The password is **password1** in the juniors or your child will know it but you will be prompted to change it. We would suggest a combination of name and date of birth eg clarke1902



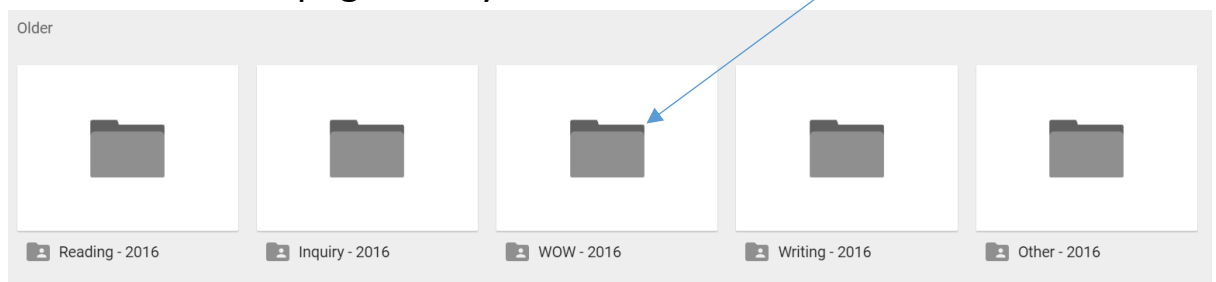
4. Go to the 9 squares on the top right corner and select Drive



5. Click Shared with Me

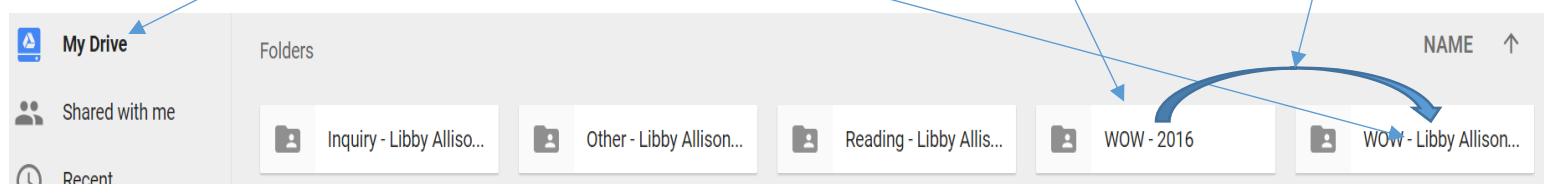


6. Scroll down the page until you find the folder WOW-2016



7. If you right click on this you can select **Add to My Drive**

8. Go back to **My Drive** and you will see the **WOW – 2016** folder next to the **WOW** folder. Drag the **WOW-2016** folder into the **WOW** folder



9. Open the **WOW** folder and you will see a document called **Junior Goals**. Open this and add your child's personal goals and talk to them about their friends.